

GENIUS BASIC IP65

The smallest of the Genius fixture series, the Genius Basic now comes in a IP65 rated version, perfect for very damp indoor or outdoor applications. The body is made of Coral WaterOut® and the discreet aperture of 0.79" disappears into the surround.

TECHNICAL DATA

Wattage / Input	4W (500mA)
Power Supply	Remote, not included. See page 2.
Construction	Body: Coral WaterOut®
CCT	3000K (2700K, 4000K on request, consult factory)
BUG Rating	B0-U0-G0 (3000K)
CRI	>90
Delivered Lumens	239 lm (3000K)
Efficacy	59.8 lm/W
Optics	24° beam
Finishes	Unfinished
Cut-Out Dimensions	3.94" x 3.94"
Fixture Dimensions	3.54" l x 3.54" w x 3.15" h
Aperture	Ø0.79"
Fixture Weight	1.43 lbs
LED Source	1 COB LED Removable Cartridge
IP Rating	IP65

The body is made of Coral Water Out® is a new material which has proved highly resistant to water penetration. This water-repellent effect remains unchanged over time as it is a superficial finish but rather a structural feature of the material itself.

This material is ideally suited to IP65/IP44-rated recessed lighting, suitable for use in external environments, and ideal for light systems in spas, wellness clubs, massage centres, swimming-pools, bathrooms, and all other locations where water and humidity restrict the choice of technical lighting.

ORDERING INFORMATION

Example: BU1985.CW4R24M30WD.US. Accessories / Power Supplies ordered separately.

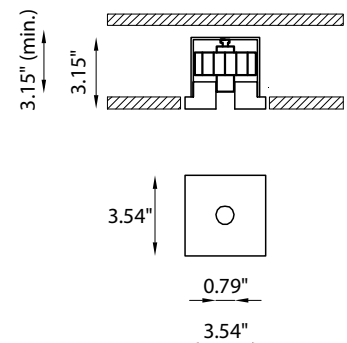
BU1985.CW4R24M		WD.US
Model No.	CCT	
BU1985.CW4R24M	30 - 3000K (standard) 27 - 2700K (on request) 40 - 4000K (on request)	WD.US

Job Name/Date:

Fixture Type Designation:



Ceiling Cut-Out: 3.94" x 3.94"
Fixture Dimensions:



SUGGESTED POWER SUPPLIES

500mA

Part Number	Description	Input/Output	# of Fixtures
PPLT00497	Phase Dim (120V Only)	120VAC to 500mA, 12W, Class 2	1-3
PPLT00465-P	0-10V Dimming to 1.0%	120-277VAC to 500mA 20W, Class 2, DAMP	1-5
PPLT00262	Leading / Trailing Edge Dimming to 10% (120V only)	120-277VAC to 500mA, 32W, Class 2	4-6
PPLT00309-P	0-10V Dimming to 0.1%	120-277VAC to 500mA, 100W, Class 2, DAMP	1-8


Suggested Lutron Compatible Drivers

Part Number	Option	Lutron SKU	Dim Range	Description	Input/Output	# of Fixtures
PPLT00259	L3DAE / L3DA3W	L3DA	100%-1%	Hi-Lume™ 1% EcoSystem™ or 1% 3-Wire LED Driver	120-277VAC, 10W	2-2
PPLT00195	L3DAE / L3DA3W	L3DA	100%-1%	Hi-Lume™ 1% EcoSystem™ or 1% 3-Wire LED Driver	120-277VAC, 19W	3-4
PPLT00180	L3DAE / L3DA3W	L3DA	100%-1%	Hi-Lume™ 1% EcoSystem™ or 1% 3-Wire LED Driver	120-277VAC, 27W	6-6

For other power supply options consult factory.

ACCESSORIES

Installation



BR1985 -
Back Box
Consult Factory

REPLACEMENT BULBS

Example: MBGB2-L150-30.UL.US

Model No.

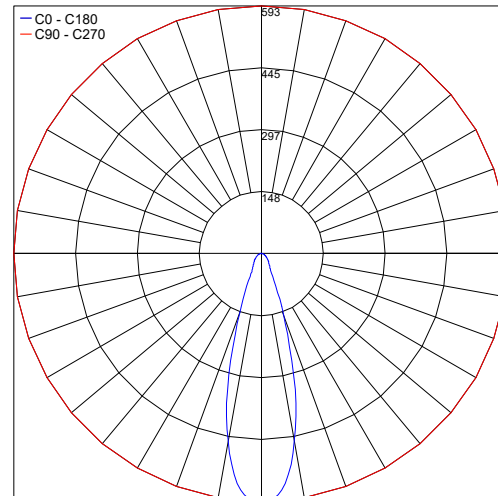
MBGB2-L150-27.UL.US - Replacement Lamps - 2700K

MBGB2-L150-30.UL.US - Replacement Lamps - 3000K

PHOTOMETRIC DATA

Note: All photometry is 3000K

Maximum Candela = 593.2



PHOTOMETRIC FILENAME : GENIUS BASIC IP65-BU1985.IES

Job Name/Date:

Fixture Type Designation: