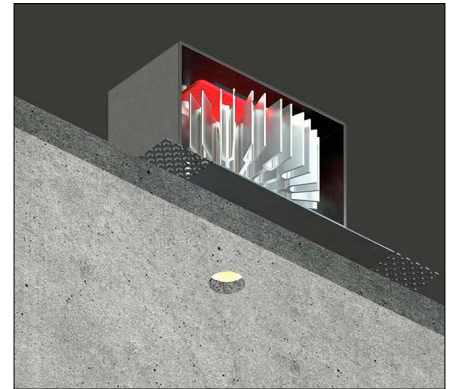


GENIUS NAKED DIM TO WARM

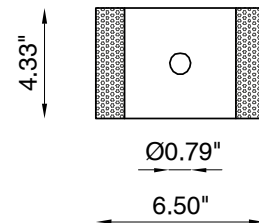
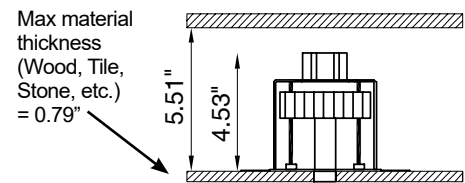
Genius Naked Dim to Warm is a small and powerful recessed LED downlight with an aperture less than 1.0" in diameter which can be used indoors and is **installed from above** by being glued on surfaces such as wood, cement, mirror and marble with a thickness of from 0.47" (12 mm) to a maximum of 0.79" (20 mm). It is dimmable from 1800K to 3000K.



TECHNICAL DATA

Wattage / Input	6W (350mA)
Power Supply	Remote, not included. See page 2.
Construction	Steel, Aluminum
CCT	1800K - 3000K
CRI	>95
Delivered Lumens	380 lm (3000K)
Efficacy	63 lm/W
Optics	40°
Finishes	Black
Max. Material Thickness	0.79"
Fixture Dimensions	6.50" l x 4.33" w x h 4.53" h
Aperture	Ø0.91"
Fixture Weight	1.76 lbs
LED Source	Single 4 LED Module
IP Rating	IP20

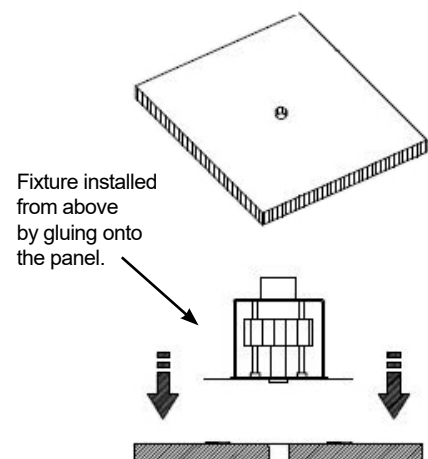
Fixture Dimensions:



ORDERING INFORMATION

Example: BUIA42BL7R40M98.WD.US. Power Supplies ordered separately.

BUIA42BL7R40M98	.WD.US
Model No.	
BUIA42BL7R40M98	.WD.US



Job Name/Date:

Fixture Type Designation:

SUGGESTED POWER SUPPLIES

350mA

Part Number	Description	Input/Output	# of Fixtures
PPLT00468	Phase Dim (120V only)	120VAC to 350mA, 14W, Class 2	1-2
PPLT00465-P	0-10V Dimming to 1.0%	120-277VAC to 350mA, 20W, Class 2	1-2
PPLT00263	Leading / Trailing-Edge Dimming to 10% (120V only)	120-277VAC to 350mA, 32W, Class 2	2-2
PPLT00309-P	0-10V Dimming to 0.1%	120-277VAC to 350mA, 50W, Class 2	1-2
PPLT00538-P	0-10V Dimming to 0.1%	120-277VAC to 350mA, 100W, Class 2	1-12

Suggested Lutron Compatible Drivers

Part Number	Option	Lutron SKU	Dim Range	Description	Input/Output	Fixtures
PPLT00252	LTEA2W	LTEA	100%-1%	Hi-Lume™ 1% 2-Wire LED Driver (120V forward phase only)	120VAC, 7W	1-1
PPLT00247	L3DAE / L3DA3W	L3DA	100%-1%	Hi-Lume™ 1% EcoSystem™ or 1% 3-Wire LED Driver	120-277VAC, 7W	1-1
PPLT00516	L3DAE / L3DA3W	L3DA	100%-1%	Hi-Lume™ 1% EcoSystem™ / 1% 3-Wire LED Driver	120-277VAC, 13W	1-2
PPLT00271	LTEA2W	LTEA	100%-1%	Hi-Lume™ 1% 2-Wire LED Driver (120V forward phase only)	120VAC, 13W	1-2
PPLT00179	L3DAE / L3DA3W	L3DA	100%-1%	Hi-Lume™ 1% EcoSystem™ or 1% 3-Wire LED Driver	120-277VAC, 19W	2-2
PPLT00220	LTEA2W	LTEA	100%-1%	Hi-Lume™ 1% 2-Wire LED Driver (120V forward phase only)	120VAC, 19W	2-2

For other power supply options consult factory.

ACCESSORIES

Installation



BN1061LT - ___
Back Box - IC Rated

Job Name/Date:

Fixture Type Designation: