

# GHOST



## WALL WASHER RECESSED FITTING.


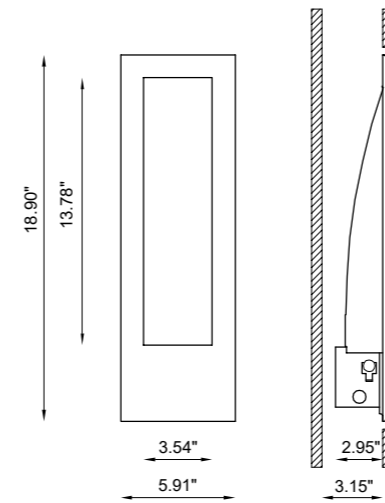
*Ghost disappears inside surfaces, integrating with matter, molding and shaping spaces and ceilings: a real bright ghost that gives life to sceneries with an exclusive design and a parabola-shaped body that creates a wall-washer light effect; perfect combination of efficiency and elegance. Discrete and linear, the front body of this totally disappearing indoor recessed luminaire, installable on plasterboard or brick walls and ceilings, is made of AirCoral®. Ghost offers a wide range of solutions for architectonic projects, as it can be used as underlying, decorative or guiding light.*

designplan® 

79 Trenton Avenue  
Frenchtown, NJ 08825



www.designplan.com

Tel: (908) 996-7710  
Fax: (908) 996-7042



## Recessed

### TECHNICAL FEATURES

Code	<b>BU6333.AC</b>
Type	Wall-washer 
Material	AC: AirCoral®
Absorption capacity*	84.28 ft <sup>2</sup>
Weight	6.61 lbs
Mounting	Wall and ceiling recessed
IP rating	IP40
Control gear	Constant current electronic driver
Cut out for plasterboard	6.30" x 19.29"
Lamp type	LED 350mA 
Lamp wattage	1 x 3.5W
Luminous efficacy	470 lm - 3000K
Light distribution	Wide beam 120°
Fitting	-
Light colour	White 3000K White 2700K   4000K (on request)
Light hole	3.54" x 13.78"
CRI	>90

\* The absorption capacity per m<sup>2</sup> calculated by the American organization TCNA (Tile Council of North America) is measured for an average room of 8.86' in height and therefore expressed in m<sup>2</sup>



Private villa - Austria