

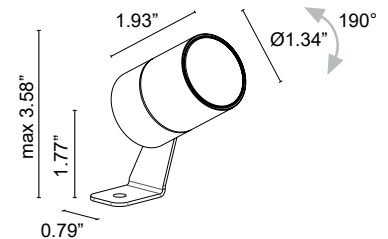
The Ginko series IP66, IP69 projectors are small and versatile. Available in a variety of finishes, optics (some models have integral adjustable optics), and 80 or 90 CRI. Ginko 1.0 is the Ø1.3" static white version.

TECHNICAL DATA

Wattage / Input	2.5W, 3.5W (24VDC)
Power Supply	Remote, not included. See page 2.
Construction	Body: Anti-corrosive aluminum alloy or 316L SS Bracket: 316L SS Lens: Tempered extra-clear glass
CCT	2700K, 3000K, 4000K (3500K on request, consult factory)
CRI	CRI >80, 90 <i>Note: 12° is 4000K, CRI 80 only</i>
BUG Rating	B0-U0-G0 (3000K)
Delivered Lumens	See Delivered Lumens Chart
Efficacy	50-58 lm/W (2.5W), 47-55 lm/W (3.5W)
Optics	7 Standard (see below)
Finishes	7 Standard, Custom RAL (see below)
Fixture Dimensions	Ø1.34" x 1.93" x 1.77" h (max 3.58" h fully extended), 0.79" wide bracket
Fixture Weight	0.29 lbs
LED Source	1 Power LED
Lumen Maintenance	L90, B10 >50,000hrs (Ta 25°C)
Color Consistency	1/4 ANSI BIN
Operating Temp.	-4°F to +113°F
IP Rating	IP66, IP69
Impact Rating	IK07



Fixture Dimensions



Delivered Lumens (3000K, 19°)	2.5W	3.5W
CRI 80	146 lm	193 lm
CRI 90	124 lm	164 lm

ORDERING INFORMATION

Example: GN100115SE or GN100115SE-2. Accessories / Power Supplies ordered separately.

GN100						
Model No.	Wattage	CRI	CCT	Optics	Finish	Cable Length
GN100	0 - 2.5W	0 - CRI 80	F - 2700K	T - 12° (4000K at CRI80 only)	I - Stainless Steel	4.92' standard
	1 - 3.5W	1 - CRI 90	5 - 3000K	S - 19°	E - White	1 - 16.40'
			9 - 4000K*	M - 36°	N - Black Anodized	2 - 32.81'
				U - 38° sharp	F - Grey	3 - 49.21'
				Q - 58°	H - Anthracite	4 - 65.62'
				W - 16° v x 36° h	T - Cor-ten	
				X - 36° v x 16° h	5 - Jasper Green	
				C - Custom RAL (consult factory for "C")		

Job Name/Date:

Fixture Type Designation:

SUGGESTED POWER SUPPLIES

2.5W - 24VDC

Part Number	Description	Input/Output	# of Fixtures
PPLT00632	0-10V Dimming (Dim to Off)	120-277VAC to 24VDC, 12W, Class 2	1-3
PPLT00056	Non-Dim	120-277VAC to 24VDC, 26W, Class 2, IP66	1-8
PPLT00586	Non-Dim	120-277VAC to 24VDC, 40W, Class 2	1-12
PPLT00284	Non-Dim	120-277VAC to 24VDC, 100W, Class 2	1-32
PPLT00543	0-10V Dimming to 15% (-40°C / -40°F cold weather start)	120-277VAC to 24VDC, 100W, Class 2	4-32

Suggested Lutron Compatible

Part Number	Option	Lutron SKU	Dim Range	Description	Input/Output	# of Fixtures
PPLT00273	L3DAE / L3DA3W	L3DA	100%-1%	Hi-Lume™ 1% EcoSystem™ or 1% 3-Wire LED Driver	120-277VAC to 24VDC, 40W, Class 2	1-12
PPLT00530	L3DAE / L3D0	L3DA/L3D0	100%-1%	Hi-Lume™ 0.1% EcoSystem™ or 3-Wire LED Driver	120-277VAC to 24VDC, 96W, Class 2	1-30

SUGGESTED POWER SUPPLIES

3.5W - 24VDC

Part Number	Description	Input/Output	# of Fixtures
PPLT00632	0-10V Dimming (Dim to Off)	120-277VAC to 24VDC, 12W, Class 2	1-2
PPLT00056	Non-Dim	120-277VAC to 24VDC, 26W, Class 2	1-5
PPLT00586	Non-Dim	120-277VAC to 24VDC, 40W, Class 2	1-9
PPLT00284	Non-Dim	120-277VAC to 24VDC, 100W, Class 2	1-22
PPLT00543	0-10V Dimming to 15% (-40°C / -40°F cold weather start)	120-277VAC to 24VDC, 100W, Class 2	3-22

Suggested Lutron Compatible

Part Number	Option	Lutron SKU	Dim Range	Description	Input/Output	# of Fixtures
PPLT00273	L3DAE / L3DA3W	L3DA	100%-1%	Hi-Lume™ 1% EcoSystem™ or 1% 3-Wire LED Driver	120-277VAC to 24VDC, 40W, Class 2	1-9
PPLT00530	L3DAE / L3D0	L3DA/L3D0	100%-1%	Hi-Lume™ 0.1% EcoSystem™ or 3-Wire LED Driver	120-277VAC to 24VDC, 96W, Class 2	1-21

For other power supply options consult factory.

Job Name/Date:

Fixture Type Designation:

ACCESSORIES Installation



WP0100
Ground Spike
(Length 10.12")



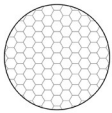
WP1004
Fastener Strap
(Length 16.4')



WF3302
Cable Protection Sheath
(Length 7.0")

Additional Cable Lengths
Consult factory

ACCESSORIES Anti-Glare



WH8001
Honeycomb Louvre
Not available for Sharp Optics.



WB8011__
Standard Snoot



WB8021__
Asymmetric Snoot

For Snoots include one of the below finishes:

- E** - White
- N** - Black anodized
- F** - Gray
- H** - Anthracite
- T** - Cor-ten
- 5** - Jasper Green
- C** - Custom RAL


Job Name/Date:

Fixture Type Designation:

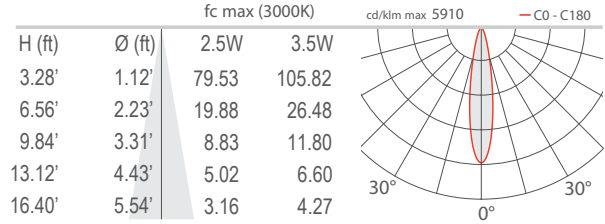
PHOTOMETRIC DATA

Note all Photometry is 3000K, CRI 80

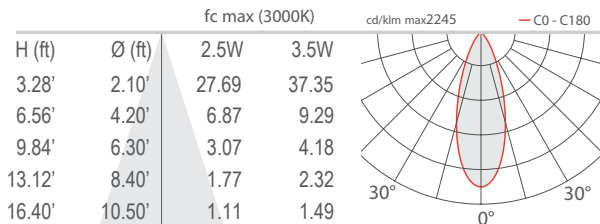
T - 12° CRI 80



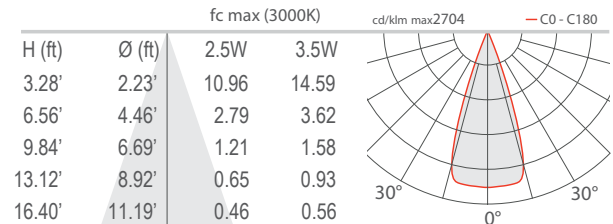
S - 19° CRI 80



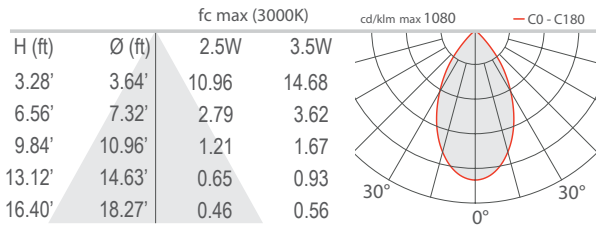
M - 36° CRI 80




U - 38° Sharp CRI 80



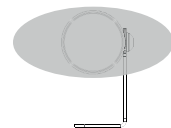
Q - 58° CRI 80



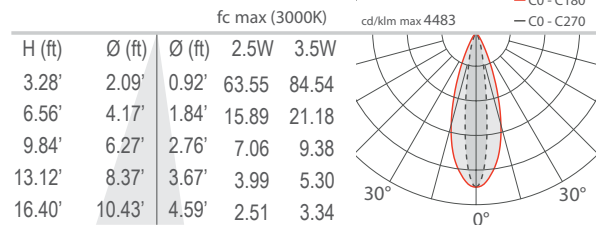
W - 16° x 36° CRI 80




W - 16°x36°



X - 36° x 16° CRI 80



X - 36°x16°



Job Name/Date:

Fixture Type Designation: