

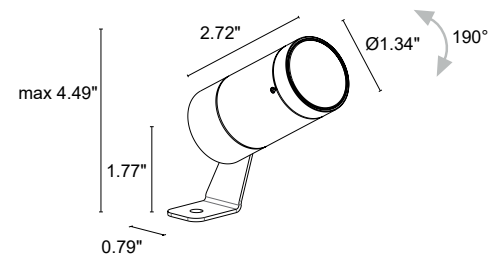
The Ginko series IP66, IP69 projectors are small and versatile. Available in a variety of finishes, optics (some models have integral adjustable optics), and 80 or 90 CRI. Ginko 1.4 is a Ø1.3", static white, IP66 version.



TECHNICAL DATA

Wattage / Input	3.5W (24VDC)
Power Supply	Remote, not included. See page 2.
Construction	Body: Anti-corrosive aluminum alloy Bracket: 316L SS Lens: Tempered extra-clear glass Cable Length: 4.92' standard
CCT	2700K, 3000K, 4000K (3500K on request, consult factory)
CRI	CRI >80, 90
BUG Rating	B0-U0-G0 (3000K)
Delivered Lumens	42 lm (CRI 80), 37 lm (CRI 90) (3000K, 28°)
Efficacy	12 lm/W (CRI 80), 11 lm/W (CRI 90)
Optics	Integral Adjustable 8° - 28° Optics
Finishes	6 Standard, Custom RAL (see below)
Fixture Dimensions	Ø1.34" x 2.72" x 1.77" h (max 4.49" h fully extended), 0.79" wide bracket
Fixture Weight	0.42 lbs
LED Source	1 Power LED
Lumen Maintenance	L90, B10 >50,000hrs (Ta 25°C)
Color Consistency	1/4 ANSI BIN
Operating Temp.	-4°F to +113°F
IP Rating	IP66
Impact Rating	IK07

Fixture Dimensions



ORDERING INFORMATION

Example: GN14010FR1E or GN14010FR1E-2. Accessories / Power Supplies ordered separately.

GN140	1			R1		
Model No.	Wattage	CRI	CCT	Optics	Finish	Cable Length
GN140	1 - 3.5W	0 - CRI 80 1 - CRI 90	F - 2700K 5 - 3000K 9 - 4000K	R1 - 8° - 28°	E - White N - Black Anodized F - Grey H - Anthracite T - Cor-ten 5 - Jasper Green C - Custom RAL (consult factory for "C")	4.92' standard 1 - 16.40' 2 - 32.81' 3 - 49.21' 4 - 65.62'

Job Name/Date:

Fixture Type Designation:

SUGGESTED POWER SUPPLIES

3.5W - 24VDC

Part Number	Description	Input/Output	# of Fixtures
PPLT00632	0-10V Dimming (Dim to Off)	120-277VAC to 24VDC, 12W, Class 2	1-2
PPLT00586	Non-Dim	120-277VAC to 24VDC, 40W, Class 2	1-9
PPLT00709	ELV / TRIAC & 0-10V Dimming	120-277VAC to 24VDC, 96W, Class 2, DAMP	1-21
PPLT00543	0-10V Dimming to 15% (-40°C / -40°F cold weather start)	120-277VAC to 24VDC, 100W, Class 2	3-22

Suggested Lutron Compatible

Part Number	Option	Lutron SKU	Dim Range	Description	Input/Output	# of Fixtures
PPLT00273	L3DAE / L3DA3W	L3DA	100%-1%	Hi-Lume™ 1% EcoSystem™ or 1% 3-Wire LED Driver	120-277VAC to 24VDC, 40W, Class 2	1-9
PPLT00530	L3DAE / L3D0	L3DA/L3D0	100%-1%	Hi-Lume™ 0.1% EcoSystem™ or 3-Wire LED Driver	120-277VAC to 24VDC, 96W, Class 2	1-21

For other power supply options consult factory.

ACCESSORIES

Installation



WP0100
Ground Spike
(Length 10.12")



WP1004
Fastener Strap
(Length 16.4')



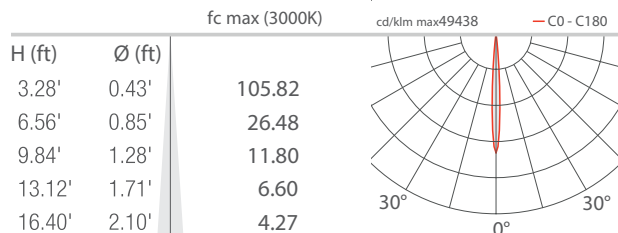
WF3302
Cable Protection Sheath
(Length 7.0")

Additional Cable Lengths
Consult factory

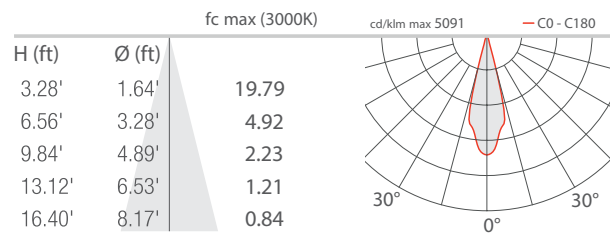
PHOTOMETRIC DATA

Note all Photometry is 3000K, CRI 80

R1 - 8° (8°-28°) CRI 80



R1 - 28° (8°-28°) CRI 80



Job Name/Date:

Fixture Type Designation: