

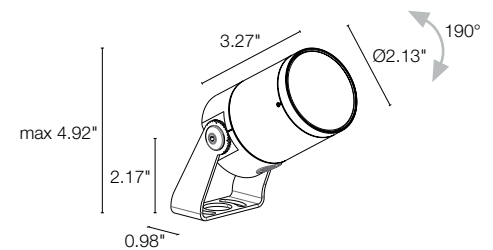
The Ginko series IP66, IP69 projectors are small, versatile outdoor floodlights. Available in a variety of finishes, optics and 80 or 90 CRI. Ginko 2.4 is a Ø2.1" IP66 version with a manual zoom lens with an optical range of 9°-36°.

TECHNICAL DATA

Wattage / Input	7W (24VDC)
Power Supply	Remote, not included. See page 2.
Construction	Body: Anti-corrosive aluminum alloy Bracket: 316L SS Lens: Tempered extra-clear glass Neoprene Cable: 4.9' standard
CCT	2700K, 3000K, 4000K <i>(3500K on request, consult factory)</i>
CRI	80, >90
BUG Rating	B0-U0-G0 (3000K)
Delivered Lumens	122 lm (CRI 80), 113 lm (CRI>90) (3000K, 36°)
Efficacy	17.4 lm/W (CRI 80), 16.1 lm/W (CRI>90)
Optics	Adjustable 9° - 36° Optics
Finishes	6 Standard, Custom RAL (see below)
Fixture Dimensions	Ø2.13" x 3.27" x 2.17" h (max 4.92" h fully extended), 0.98" wide bracket
Fixture Weight	0.99 lbs
LED Source	1 High Intensity Power LED
Lumen Maintenance	L90, B10 >50,000hrs (Ta 25°C)
Color Consistency	3-Step MacAdam
Operating Temp.	-4°F to +113°F
IP Rating	IP66
Impact Rating	IK07



Fixture Dimensions



ORDERING INFORMATION

Example: GN24010FR1E or GN24010FR1E-1. Accessories / Power Supplies ordered separately.

GN240	1			R1		-	
Model No.	Wattage	CRI	CCT	Optics	Finish	Cable Length	
GN240	1 - 7W	0 - CRI 80 1 - CRI>90	F - 2700K 5 - 3000K 9 - 4000K	R1 - 9° - 36°	E - White N - Black Anodized F - Gray H - Anthracite T - Cor-ten 5 - Jasper Green C - Custom RAL <i>(consult factory for "C")</i>	4.92' standard 1 - 16.40' 2 - 32.81' 3 - 49.21' 4 - 65.62'	

Job Name/Date:

Fixture Type Designation:

SUGGESTED POWER SUPPLIES

7W - 24VDC

Part Number	Description	Input/Output	# of Fixtures
PPLT00632	0-10V Dimming (Dim to Off)	120-277VAC to 24VDC, 12W, Class 2	1-1
PPLT00056	Non-Dim	120-277VAC to 24VDC, 26W, Class 2, IP66	1-2
PPLT00586	Non-Dim	120-277VAC to 24VDC, 40W, Class 2	1-4
PPLT00709	ELV / TRIAC & 0-10V Dimming	120-277VAC to 24VDC, 96W, Class 2, DAMP	1-10
PPLT00543	0-10V Dimming to 15% (-40°C / -40°F cold weather start)	120-277VAC to 24VDC, 100W, Class 2	2-11

Suggested Lutron Compatible

Part Number	Option	Lutron SKU	Dim Range	Description	Input/Output	# of Fixtures
PPLT00273	L3DAE / L3DA3W	L3DA	100%-1%	Hi-Lume™ 1% EcoSystem™ or 1% 3-Wire LED Driver	120-277VAC to 24VDC, 40W, Class 2	1-4
PPLT00530	L3DAE / L3D0	L3DA/L3D0	100%-1%	Hi-Lume™ 0.1% EcoSystem™ or 3-Wire LED Driver	120-277VAC to 24VDC, 96W, Class 2	1-10

For other power supply options consult factory.

ACCESSORIES

Installation



WP0100
Ground Spike
(Length 10.12")



WP1006__ (Length 19.69")
WP1007__ (Length 31.50")
Ground Spike with Bracket
Include one of the below finishes:
I - Stainless Steel
E - White
N - Black anodized
F - Gray
H - Anthracite
T - Cor-ten
5 - Jasper Green
C - Custom RAL



WP1004
Fastener Strap
(Length 16.4')



WF3301
Cable Protection Sheath
(Length 6.0")

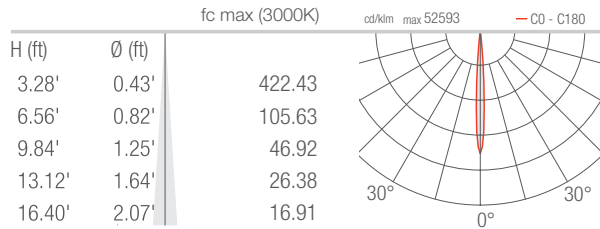
Job Name/Date:

Fixture Type Designation:

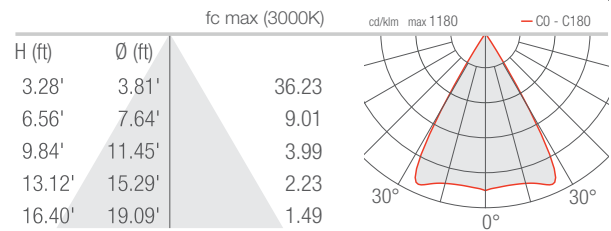
PHOTOMETRIC DATA

Note all Photometry is 3000K, CRI 80

R1 - 7° (7°-60°) CRI 80



R1 - 60° (7°-60°) CRI 80



Job Name/Date:

Fixture Type Designation: