

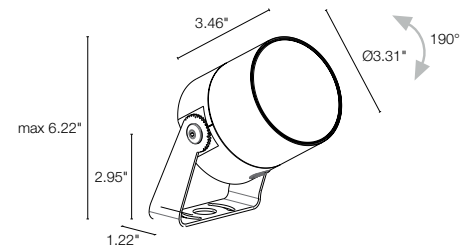
The Ginko series IP66, IP69 projectors are small and versatile. Available in a variety of finishes, optics (some models have integral adjustable optics), and 80 or 90 CRI. Ginko 3.0 is the Ø3.3" IP69 static white version.

TECHNICAL DATA

Wattage / Input	10W, 15W (24VDC)
Power Supply	Remote, not included. See page 2.
Construction	Body: Anti-corrosive Aluminum Alloy or 316L SS Bracket: 316L SS Lens: Tempered extra-clear glass Neoprene Cable: 4.9' standard length
CCT	2700K, 3000K, 4000K
CRI	>80, 90
Delivered Lumens	See Delivered Lumens Chart
Efficacy	61-75 lm/W (10W), 63-78 lm/W (15W)
Optics	8 Standard (see below)
Finishes	7 Standard, Custom RAL (see below)
Fixture Dimensions	Ø3.31" x 3.46" x 2.95" h (max 6.22" h fully extended), 1.22" wide bracket
Fixture Weight	2.29 lbs
LED Source	1 High-Power Density COB LED
Lumen Maintenance	L95,B10 >50,000hrs (Ta 25°C)
Color Consistency	2-Step MacAdam
Operating Temp.	-4°F to +113°F
IP Rating	IP66, IP69 (Tested to EN / IEC 60598-1)
Impact Rating	IK09



Fixture Dimensions



Delivered Lumens (3000K, 42°)	10W	15W
CRI 80	750 lm	1162 lm
CRI 90	609 lm	945 lm

ORDERING INFORMATION

Example: GN300105SE or GN300105SE-1. Accessories / Power Supplies ordered separately.

GN300						
Model No.	Wattage	CRI	CCT	Optics	Finish	Cable Length
GN300	0 - 10W 1 - 15W	0 - CRI 80 1 - CRI 90	F - 2700K 5 - 3000K 9 - 4000K*	V - 8° S - 13° M - 30° L - 42° P - 48° sharp J - 58° W - 12° v x 64° h adj. X - 28° v x 72° h adj.	I - Stainless Steel E - White N - Black Anodized F - Gray H - Anthracite T - Corten 5 - Jasper Green C - Custom RAL (consult factory for "C")	4.92' standard 1 - 16.40' 2 - 32.81' 3 - 49.21' 4 - 65.62'

Job Name/Date:

Fixture Type Designation:

SUGGESTED POWER SUPPLIES

10W - 24VDC

Part Number	Description	Input/Output	# of Fixtures
PPLT00056	Non-Dim	120-277VAC to 24VDC, 26W, Class 2	1-2
PPLT00586	Non-Dim	120-277VAC to 24VDC, 40W, Class 2	1-3
PPLT00284	Non-Dim	120-277VAC to 24VDC, 100W, Class 2	1-8
PPLT00543	0-10V Dimming to 15% (-40°C / -40°F cold weather start)	120-277VAC to 24VDC, 100W, Class 2	1-8

Suggested Lutron Compatible

Part Number	Option	Lutron SKU	Dim Range	Description	Input/Output	# of Fixtures
PPLT00273	L3DAE / L3DA3W	L3DA	100%-1%	Hi-Lume™ 1% EcoSystem™ or 1% 3-Wire LED Driver	120-277VAC to 24VDC, 40W, Class 2	1-3
PPLT00530	L3DAE / L3D0	L3DA/L3D0	100%-1%	Hi-Lume™ 0.1% EcoSystem™ or 3-Wire LED Driver	120-277VAC to 24VDC, 96W, Class 2	1-7

SUGGESTED POWER SUPPLIES

15W - 24VDC

Part Number	Description	Input/Output	# of Fixtures
PPLT00056	Non-Dim	120-277VAC to 24VDC, 26W, Class 2	1-1
PPLT00586	Non-Dim	120-277VAC to 24VDC, 40W, Class 2	1-2
PPLT00284	Non-Dim	120-277VAC to 24VDC, 100W, Class 2	1-5
PPLT00543	0-10V Dimming to 15% (-40°C / -40°F cold weather start)	120-277VAC to 24VDC, 100W, Class 2	1-5

Suggested Lutron Compatible

Part Number	Option	Lutron SKU	Dim Range	Description	Input/Output	# of Fixtures
PPLT00273	L3DAE / L3DA3W	L3DA	100%-1%	Hi-Lume™ 1% EcoSystem™ or 1% 3-Wire LED Driver	120-277VAC to 24VDC, 40W, Class 2	1-2
PPLT00530	L3DAE / L3D0	L3DA/L3D0	100%-1%	Hi-Lume™ 0.1% EcoSystem™ or 3-Wire LED Driver	120-277VAC to 24VDC, 96W, Class 2	1-5

For other power supply options consult factory.

Job Name/Date:

Fixture Type Designation:

ACCESSORIES Installation



WP0100
Ground Spike
(Length 10.12")



WP1006__ (Length 19.69")
WP1007__ (Length 31.50")
Ground Spike with Bracket
Include one of the below finishes:
I - Stainless Steel
E - White
N - Black anodized
F - Gray
H - Anthracite
T - Cor-ten
5 - Jasper Green
C - Custom RAL



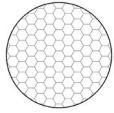
WP1004
Fastener Strap
(Length 16.4')

Job Name/Date:

Fixture Type Designation:

ACCESSORIES

Anti-Glare



WH8000

Honeycomb Louvre
Not available for Sharp Optics.



WB8010__

Standard Snoot
Include one of the below finishes:

- E - White
- N - Black anodized
- F - Gray
- H - Anthracite
- T - Cor-ten
- 5 - Jasper Green
- C - Custom RAL



WB8020__

Asymmetric Snoot
Include one of the below finishes:

- E - White
- F - Gray
- H - Anthracite
- T - Cor-ten
- 5 - Jasper Green
- C - Custom RAL

Optical



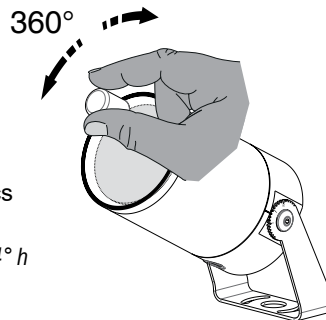
WR8000

Shadow-effect Filter
Only available for 48° sharp optics



WE0201

Magnet for rotating optics
For shadow-effect filter and elliptical optics (W) 12° v x 64° h and (X) 28° v x 72° h



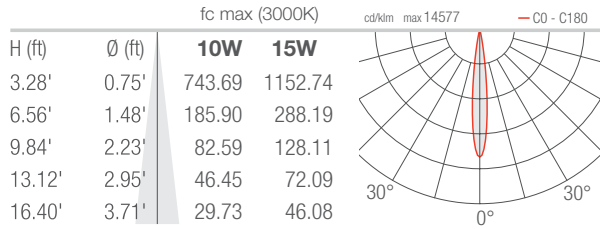
Job Name/Date:

Fixture Type Designation:

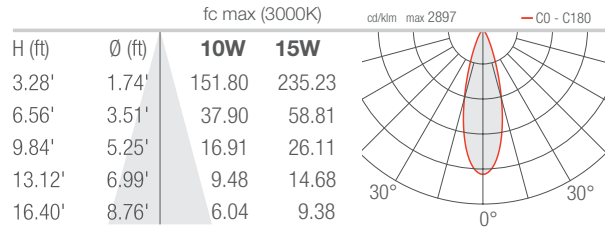
PHOTOMETRIC DATA

Note all Photometry is 3000K, CRI 80

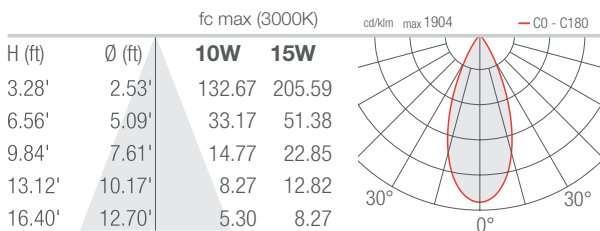
S - 13° CRI 80



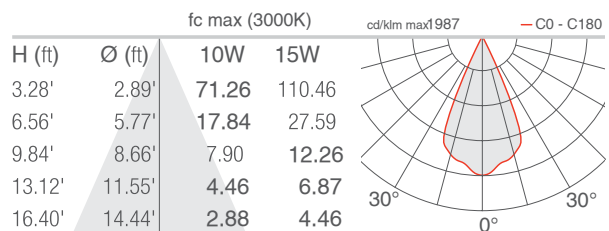
M - 30° CRI 80



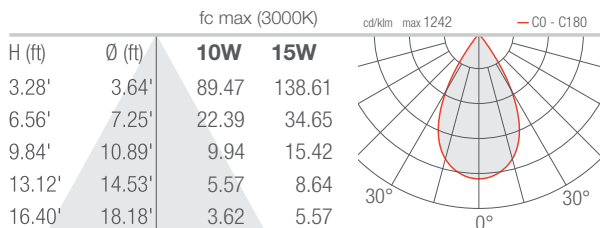
L - 42° CRI 80



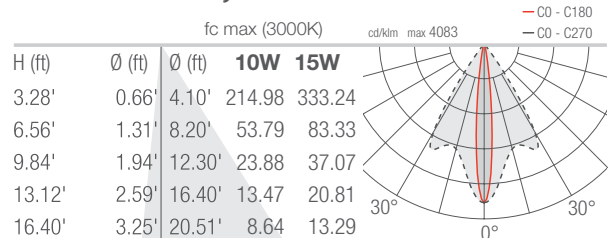
P - 48° sharp CRI 80



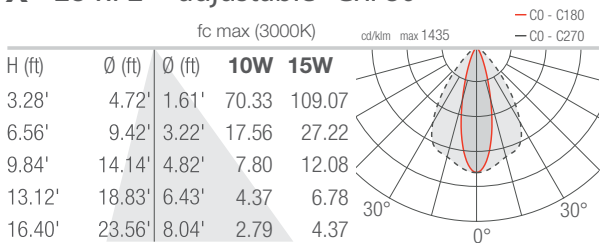
J - 58° CRI 80



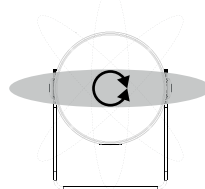
W - 12°x64° adjustable CRI 80



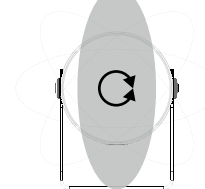
X - 28°x72° adjustable CRI 80



W - 12°x64°



X - 28°x72°



Job Name/Date:

Fixture Type Designation: