

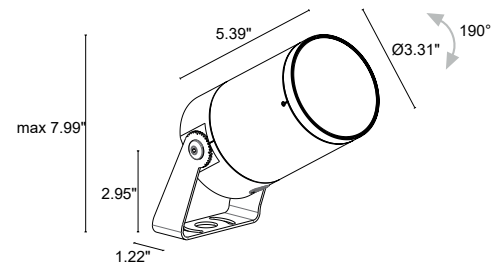
The Ginko series IP66 / IP69 projectors are small and versatile. Available in a variety of finishes, optics (some models have integral adjustable optics), and 80 or 90 CRI. Ginko 3.4 is Ø3.3", IP66, static white version.



TECHNICAL DATA

Wattage / Input	15W (24VDC)
Power Supply	Remote, not included. See page 2.
Construction	Body: Anti-corrosive aluminum alloy Bracket: 316L SS Lens: Tempered extra-clear glass Neoprene Cable: 4.9' standard
CCT	2700K, 3000K, 4000K
CRI	>80, 90
Delivered Lumens	See Delivered Lumens Chart
Efficacy	16-20 lm/W (38°), 17-21 lm/W (35° x 71°)
Optics	2 Internal Adjustable Optic Options (see below)
Finishes	6 Standard, Custom RAL (see below) <i>(4 Stage Marine Grade Finish)</i>
Fixture Dimensions	Ø3.31" x 5.39" x 2.95" h (max 7.99" h fully extended), 1.22" wide bracket
Fixture Weight	3.31 lbs
LED Source	1 High-Power Density COB LED
Lumen Maintenance	L95,B10 >50,000hrs (Ta 25°C)
Color Consistency	2-Step MacAdam
Operating Temp.	-4°F to +113°F
IP Rating	IP66
Impact Rating	IK09

Fixture Dimensions



Delivered Lumens (3000K)	38°	36° x 70°
CRI 80	295 lm	315 lm
CRI 90	240 lm	255 lm

ORDERING INFORMATION

Example: GN34010FR2N or GN34010FR2N-2. Accessories / Power Supplies ordered separately.

GN340	1					-	
Model No.	Wattage	CRI	CCT	Optics	Finish	Cable Length	
GN340	1 - 15W	0 - CRI 80 1 - CRI 90	F - 2700K 5 - 3000K 9 - 4000K	R1 - 8° - 38° R2 - 8° v x 66° h - 36° v x 70° h adj.	E - White N - Black Anodized F - Gray H - Anthracite T - Corten 5 - Jasper Green C - Custom RAL <i>(consult factory for "C")</i>	4.9' standard 1 - 16.40' 2 - 32.81' 3 - 49.21' 4 - 65.62'	

Job Name/Date:

Fixture Type Designation:

SUGGESTED POWER SUPPLIES

15W - 24VDC

Part Number	Description	Input/Output	# of Fixtures
PPLT00586	Non-Dim	120-277VAC to 24VDC, 40W, Class 2	1-2
PPLT00543	0-10V Dimming to 15% (-40°C / -40°F cold weather start)	120-277VAC to 24VDC, 100W, Class 2	1-5

Suggested Lutron Compatible

Part Number	Option	Lutron SKU	Dim Range	Description	Input/Output	# of Fixtures
PPLT00273	L3DAE / L3DA3W	L3DA	100%-1%	Hi-Lume™ 1% EcoSystem™ or 1% 3-Wire LED Driver	120-277VAC to 24VDC, 40W, Class 2	1-2
PPLT00530	L3DAE / L3D0	L3DA/L3D0	100%-1%	Hi-Lume™ 0.1% EcoSystem™ or 3-Wire LED Driver	120-277VAC to 24VDC, 96W, Class 2	1-5

DRIVERS IN NEMA ENCLOSURE

Remote 24VDC - ELV / TRIAC / 0-10V



PPLT00715

Part Number	Description	Input/Output	# of Fixtures
PPLT00715	ELV / TRIAC / 0-10V Dimming	120-277VAC to 24VDC, 96W, Class 2, WET/DAMP	1-5

For other power supply options consult factory.

Job Name/Date:

Fixture Type Designation:

ACCESSORIES

Installation



WP0100
Ground Spike
(Length 10.12")



WP1006__ (Length 19.69")
WP1007__ (Length 31.50")
Ground Spike with Bracket
Include one of the below finishes:
I - Stainless Steel
E - White
N - Black anodized
F - Gray
H - Anthracite
T - Cor-ten
5 - Jasper Green
C - Custom RAL

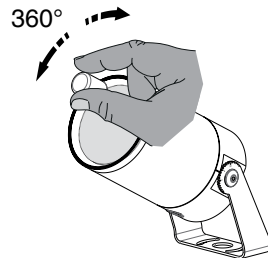


WP1004
Fastener Strap
(Length 16.4')

Optical



WE0201
Magnet for rotating optics



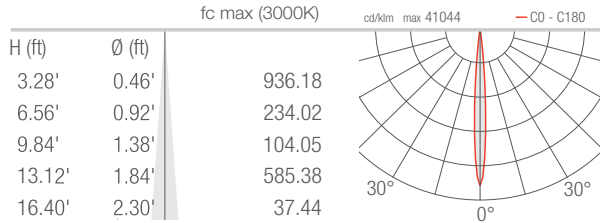
Job Name/Date:

Fixture Type Designation:

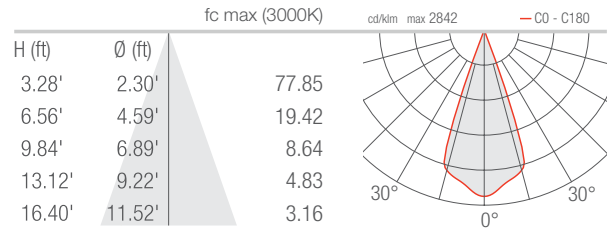
PHOTOMETRIC DATA

Note all Photometry is 3000K, CRI 80


R1 - 8° (8°-38°) CRI 80



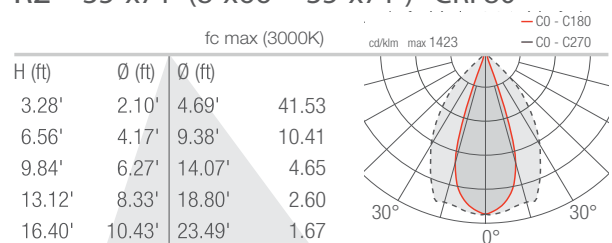
R1 - 38° (8°-38°) CRI 80



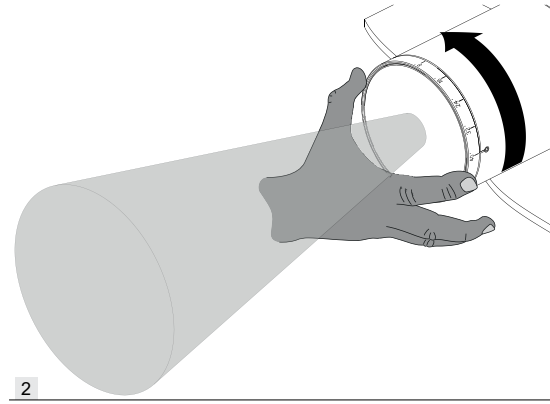
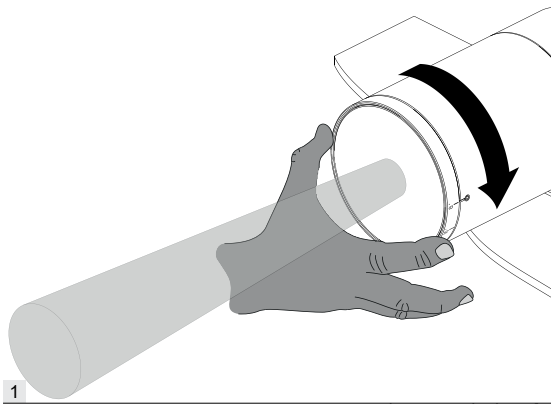
R2 - 8°x66° (8°x66°-35°x71°) CRI 80



R2 - 35°x71° (8°x66°-35°x71°) CRI 80



ZOOM ADJUSTMENT



Job Name/Date:

Fixture Type Designation: