

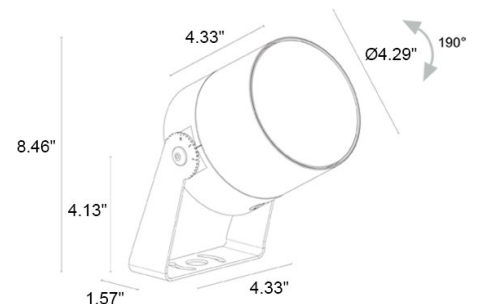
The Ginko series IP66, IP69 projectors are small and versatile. Available in a variety of finishes, optics (some models have integral adjustable optics), and 80 or 90 CRI. Ginko 4.0 is the Ø4.3", IP69, static white version.



TECHNICAL DATA

Wattage / Input	25W (24VDC)
Power Supply	Remote, not included. See page 2.
Construction	Body: Anti-corrosive Aluminum Alloy Bracket: 316L Stainless Steel Lens: Tempered Extra-clear Glass Neoprene Cable: 4.9' standard length
CCT	2700K, 3000K, 4000K
CRI	80, >90
BUG Rating	B1-U1-G0 (3000K, 38° sharp) B2-U1-G0 (3000K, 80, 26°, 34°, 55°, 13°x65°, 24°x69°) B2-U1-G0 (3000K, >90, all except 38° sharp) B3-U1-G0 (3000K, 80, 12°)
Delivered Lumens	2133 lm (3000K, 12°, CRI 80)
Efficacy	85.3 lm/W
Optics	7 Standard (see below)
Finishes	6 Standard, Custom RAL (see below)
Fixture Dimensions	Ø4.29" x 4.33" x 4.13" h (max 8.46" h fully extended), 1.57" wide bracket
Fixture Weight	4.63 lbs
LED Source	1 High-Power Density COB LED
Lumen Maintenance	L95,B10 >50,000hrs (Ta 25°C)
Color Consistency	2-Step MacAdam
Operating Temp.	-4°F to +113°F
IP Rating	IP66, IP69 (Tested to EN / IEC 60598-1)
Impact Rating	IK08

Fixture Dimensions



ORDERING INFORMATION

Example: GN4000100050SE or GN4000100050SE-1. Accessories / Power Supplies ordered separately.

GN400						
Model #	CRI	Louver	CCT	Optics	Finish	Cable Length
GN400	00 - CRI 80 01 - CRI 90	000 - None 001 - Honeycomb	N - 2200K F - 2700K 5 - 3000K 9 - 4000K	0S - 12° 0M - 26° 0L - 34° 0P - 38° sharp 0J - 55° 0W - 13° v x 65° h adj. 0X - 24° v x 69° h adj.	E - White N - Black Anodized F - Gray H - Anthracite T - Corten 5 - Jasper Green C - Custom RAL (consult factory for "C")	4.92' standard 1 - 16.40' 2 - 32.81' 3 - 49.21' 4 - 65.62'

Job Name/Date:

Fixture Type Designation:

SUGGESTED POWER SUPPLIES 25W - 24VDC

Part Number	Description	Input/Output	# of Fixtures
PPLT00586	Non-Dim	120-277VAC to 24VDC, 40W, Class 2	1-1
PPLT00090	Non-Dim	120VAC to 24VDC, 75W, Class 2	1-2
PPLT00709	ELV / TRIAC & 0-10V Dimming	120-277VAC to 24VDC, 96W, Class 2, DAMP	1-3
PPLT00543	0-10V Dimming to 15% (-40°C / -40°F cold weather start)	120-277VAC to 24VDC, 100W, Class 2	1-3

Suggested Lutron Compatible

Part Number	Option	Lutron SKU	Dim Range	Description	Input/Output	# of Fixtures
PPLT00273	L3DAE / L3DA3W	L3DA	100%-1%	Hi-Lume™ 1% EcoSystem™ or 1% 3-Wire LED Driver	120-277VAC to 24VDC, 40W, Class 2	1-1
PPLT00530	L3DAE / L3D0	L3DA/L3D0	100%-1%	Hi-Lume™ 0.1% EcoSystem™ or 3-Wire LED Driver	120-277VAC to 24VDC, 96W, Class 2	1-3

For other power supply options consult factory.

ACCESSORIES - Installation

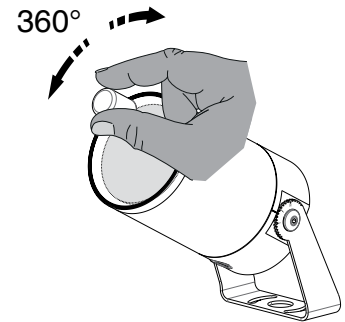


WP0300
In-Ground Spike
(Length 15.6")

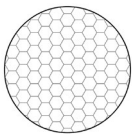
Optical



WE0201
Magnet for adjustable
optics and zoom lens



ACCESSORIES - Anti-Glare



Honeycomb Louver
Built into the fixture

Available on all optics,
EXCEPT for 38° sharp,
13°x65°, 24°x69° optics



WB1101__
Standard Snoot
Include one of the below finishes:

- E** - White
- N** - Black anodized
- F** - Gray
- H** - Anthracite
- T** - Cor-ten
- 5** - Jasper Green
- C** - Custom RAL



WB1102__
Asymmetrical Snoot
Include one of the below finishes:

- E** - White
- N** - Black anodized
- F** - Gray
- H** - Anthracite
- T** - Cor-ten
- 5** - Jasper Green
- C** - Custom RAL

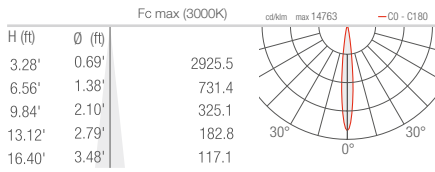
Job Name/Date:

Fixture Type Designation:

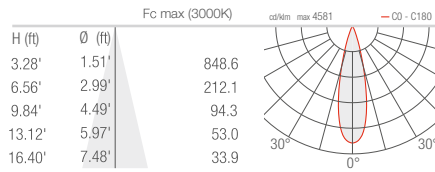
PHOTOMETRIC DATA

Note all Photometry is 3000K, CRI 80

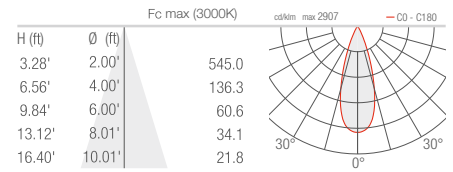
S - 12° CRI80



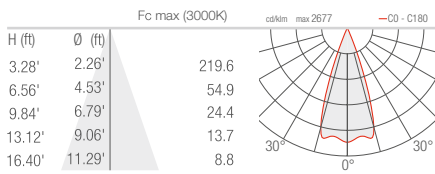
M - 26° CRI 80



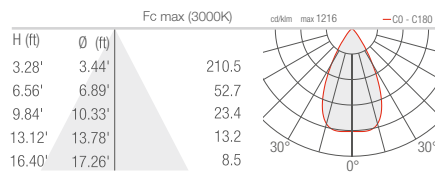
L - 34° CRI 80



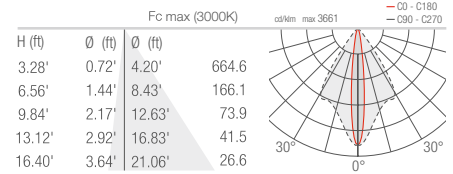
P - 38° sharp CRI 80



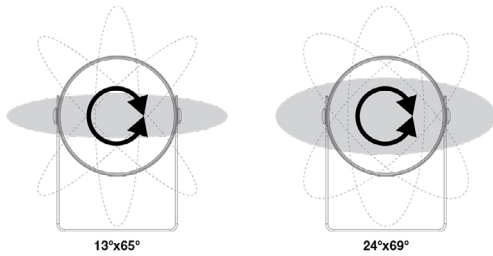
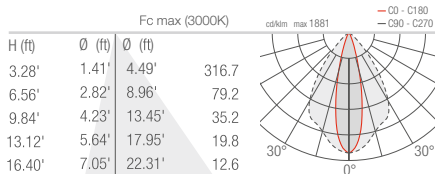
J - 55° CRI 80



W - 13°x65° adjustable CRI 80



X - 24°x69° adjustable CRI 80



Job Name/Date:

Fixture Type Designation: