

# HELAX 70

## LEAF / TORSION

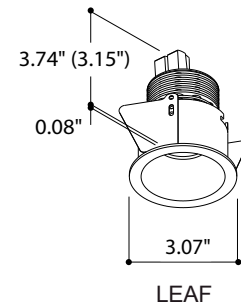
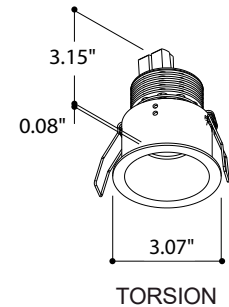
Helax 70 is a round recessed LED downlight suitable for indoor installation on ceilings. It is available in 2 static white temperatures, and textured white or black standard finishes.



### TECHNICAL DATA

<b>Wattage / Input</b>	7.8W (700mA)
<b>Power Supply</b>	Remote, not included. See page 2.
<b>CCT</b>	2700K, 3000K (4000K, DimWarm on request)
<b>CRI</b>	>90
<b>Delivered Lumens</b>	662 lm (3000K)
<b>Efficacy</b>	84.9 lm/W (3000K)
<b>Optics</b>	24°, 36°, 60°
<b>Finishes</b>	Textured White, Textured Black
<b>Fixture Dimensions</b>	Ø3.07" x 3.15" - Torsion Ø3.07" x 3.74" - Leaf
<b>Cutout Dimensions</b>	Ø2.76" - Installation Depth 3.35" (Torsion) Ø2.76" Solid - Install Depth 3.94" (Leaf) Ø2.17" Hollow - Install Depth 3.35" (Leaf)
<b>Fixture Weight</b>	0.44 lbs
<b>LED Source</b>	LUXEON M LED
<b>Lumen Maintenance</b>	50,000 hrs (Ta 25°C)
<b>Color Consistency</b>	3-Step MacAdam
<b>IP Rating</b>	IP20

Fixture Dimensions



### ORDERING INFORMATION

Example: T248026. Power Supplies / Accessories ordered separately.

Model No.	Description
T248017	Helax 70 Torsion, 2700K, Textured White
T248016	Helax 70 Torsion, 2700K, Textured Black
T248027	Helax 70 Torsion, 3000K, Textured White
T248026	Helax 70 Torsion, 3000K, Textured Black
T248047	Helax 70 Leaf, 2700K, Textured White
T248046	Helax 70 Leaf, 2700K, Textured Black
T248057	Helax 70 Leaf, 3000K, Textured White
T248056	Helax 70 Leaf, 3000K, Textured Black

Job Name/Date:

Fixture Type Designation:

# HELAX 70

## LEAF / TORSION

### SUGGESTED POWER SUPPLIES

700mA

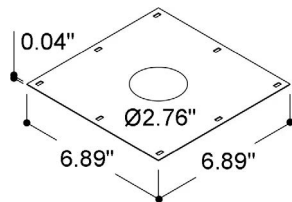
Part Number	Description	Input/Output	# of Fixtures
<a href="#">PPLT00498</a>	Phase Dim (120V only)	120VAC to 700mA, 12W, Class 2, DAMP	1-1
<a href="#">PPLT00465-P</a>	0-10V Dimming to 1.0%	120-277VAC to 700mA, 20W, Class 2, DAMP	1-2
<a href="#">PPLT00261</a>	Leading / Trailing Edge Dimming to 10% (120V only)	120-277VAC to 700mA, 32W, Class 2	2-3
<a href="#">PPLT00309-P</a>	0-10V Dimming to 0.1%	120-277VAC to 700mA, 50W, Class 2, DAMP	1-4

### Suggested Lutron Compatible

Part Number	Option	Lutron SKU	Dim Range	Description	Input/Output	# of Fixtures
<a href="#">PPLT00515</a>	L3DAE / L3DA3W	L3DA	100%-1%	Hi-Lume™ 1% EcoSystem™ or 1% 3-Wire LED Driver	120-277VAC to 700mA, 14W, Class 2	1-1
<a href="#">PPLT00635</a>	PEQ0E	PEQ0	100%-1%	Hi-Lume™ Premier 0.1% EcoSystem™ F2B LED Driver	120/277VAC to 700mA, 20W, Class 2	1-2

For other power supply options consult factory.

### ACCESSORIES - Installation

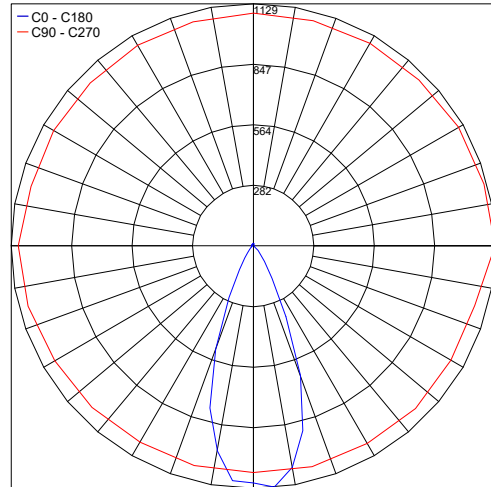


**T498100**  
Installation Frame for Plaster

### PHOTOMETRIC DATA

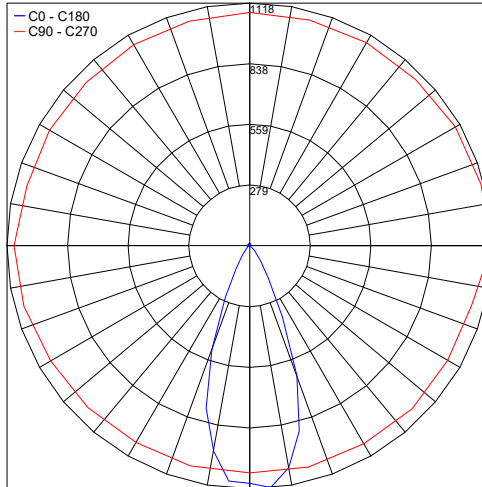
Note all Photometry is 3000K

Maximum Candela = 1128.7



PHOTOMETRIC FILENAME : HELAX 70 HALOLED LEAF.IES

Maximum Candela = 1117.7



PHOTOMETRIC FILENAME : HELAX 70 HALOLED TORSION.IES

Job Name/Date:

Fixture Type Designation: