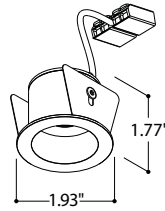




TAL

designplan® 



1.57 in.
Installation depth 2.36 in.

Micro Helax

LUXEON M - 3.82W - 350mA DC - (10.95 Vf)

400 lumen 2700K CRI90

429 lumen 3000K CRI90

dimmability: PWM/CCR

beam 36°

housing	2700K	3000K
text. white	T678930	T678931
text. black	T678936	T678937
brush. gold	T678903	T678913
brush. titanium	T678904	T678914
brush. bronze	T678905	T678915
+ Frame for plaster	T178900	



Halosphere (dim 3000K-1800K) on demand

4000K on demand

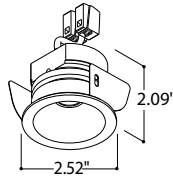
CASAMBI
ON DEMAND



Helax family members:

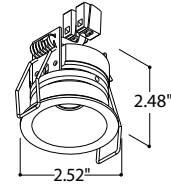


2.20 in



2.20 in. solid ceilings
Installation depth 2.76 in.
2.17 in. hollow ceilings
Installation depth 2.17 in.

LEAF



2.17 in.
Installation depth 2.56 in.

TORSION

Helax SML Leaf / Torsion

LUXEON M - 3.82W - 350mA DC - (10.95 Vf)

400 lumen 2700K CRI90

429 lumen 3000K CRI90

dimmability: PWM/CCR

beam 36°

housing	2700K LEAF	3000K LEAF
text. white	T678347	T678357
text. black	T678326	T678336

housing	2700K TORSION	3000K TORSION
text. white	T678447	T678457
text. black	T678426	T678436
+ Frame for plaster		T178000

IP65
see exterior

Halosphere (dim 3000K-1800K) on demand

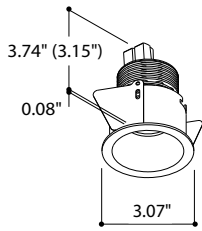
4000K on demand

CASAMBI
ON DEMAND



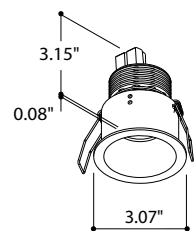
Helax family members:





2.76 in.
Installation depth:
3.94 in. solid ceilings /
3.35 in. hollow ceilings

LEAF



2.76 in.
Installation depth 3.35 in.

TORSION

Helax 70 Haloled Leaf / Torsion

LUXEON M - 7.84W - 700mA DC - (11.2 Vf)
755 lumen 2700K CRI90
810 lumen 3000K CRI90
dimmability: PWM/CCR
beam 36°

housing	2700K LEAF	3000K LEAF
text. white	T248047	T248057
text. black	T248046	T248056

housing	2700K TORSION	3000K TORSION
text. white	T248017	T248027
text. black	T248016	T248026
+ Frame for plaster	T498100	



i Halosphere (dim 3000K-1800K) on demand
i 4000K on demand



Helax family members:

