

# HELAX SML

## LEAF / TORSION

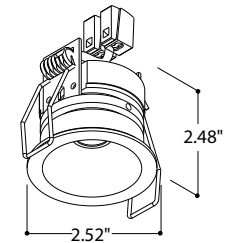
Helax SML is a round recessed LED downlight suitable for indoor installation on ceilings. It is available in 2 static white temperatures, and textured white or black standard finishes.



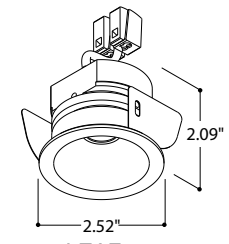
### TECHNICAL DATA

<b>Wattage / Input</b>	4.1W (350mA)
<b>Power Supply</b>	Remote, not included. See page 2.
<b>CCT</b>	2700K, 3000K (4000K or DimWarm on request)
<b>CRI</b>	>90
<b>Delivered Lumens</b>	450 lm (3000K)
<b>Efficacy</b>	118.4 lm/W (3000K)
<b>Optics</b>	15°, 36°, 50°
<b>Finishes</b>	Textured White, Textured Black
<b>Fixture Dimensions</b>	Ø2.52" x 2.48" Torsion Ø2.52" x 2.09" Leaf
<b>Cutout Dimensions</b>	Ø2.17" - Installation Depth 2.56" (Torsion) Ø2.20" Solid - Install Depth 2.76" (Leaf) Ø2.17" Hollow - Install Depth 2.17" (Leaf)
<b>Fixture Weight</b>	0.44 lbs
<b>LED Source</b>	BRIDGELUX LED
<b>Lumen Maintenance</b>	50,000 hrs (Ta 25°C)
<b>Color Consistency</b>	3-Step MacAdam
<b>IP Rating</b>	IP20

Fixture Dimensions



TORSION



LEAF

### ORDERING INFORMATION

Example: T678336M. Power Supplies / Accessories ordered separately.

	-	
--	---	--

Model No.	Description	Optics
T678447	Helax SML Torsion, 2700K, Textured White	<b>N</b> - 15°
T678426	Helax SML Torsion, 2700K, Textured Black	<b>M</b> - 36
T678457	Helax SML Torsion, 3000K, Textured White	<b>W</b> - 50°
T678436	Helax SML Torsion, 3000K, Textured Black	
T678347	Helax SML Leaf, 2700K, Textured White	
T678326	Helax SML Leaf, 2700K, Textured Black	
T678357	Helax SML Leaf, 3000K, Textured White	
T678336	Helax SML Leaf, 3000K, Textured Black	

Job Name/Date:

Fixture Type Designation:

### SUGGESTED POWER SUPPLIES

350mA

Part Number	Description	Input/Output	# of Fixtures
<a href="#">PPLT00211</a>	Non-Dim	120-277VAC to 350mA, 4W, Class 2	1-1
<a href="#">PPLT00466-P</a>	0-10V Dimming to 1.0%	120-277VAC to 350mA, 10W, Class 2, DAMP	1-2
<a href="#">PPLT00496</a>	Phase Dim (120V only)	120VAC to 350mA, 12W, Class 2, DAMP	1-2
<a href="#">PPLT00309-P</a>	0-10V Dimming to 0.1%	120-277VAC to 350mA, 50W, Class 2, DAMP	1-4

### Suggested Lutron Compatible

Part Number	Option	Lutron SKU	Dim Range	Description	Input/Output	# of Fixtures
<a href="#">PPLT00247</a>	L3DAE / L3DA3W	L3DA	100%-1%	Hi-Lume™ 1% EcoSystem™ or 1% 3-Wire LED Driver	120-277VAC to 350mA, 7W, Class 2	1-1
<a href="#">PPLT00179</a>	L3DAE / L3DA3W	L3DA	100%-1%	Hi-Lume™ 1% EcoSystem™ or 1% 3-Wire LED Driver	120-277VAC to 350mA, 19W, Class 2	3-4

For other power supply options consult factory.

### ACCESSORIES - Installation

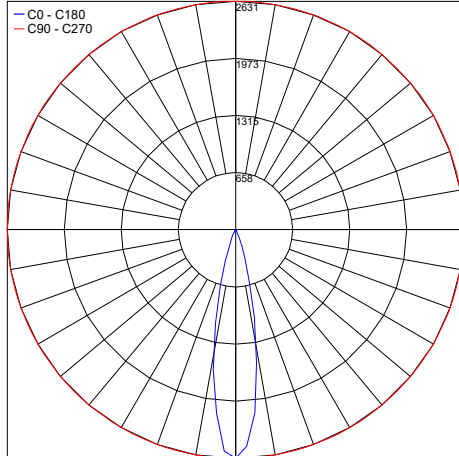
**T178000**

Installation Box for Plaster

### PHOTOMETRIC DATA

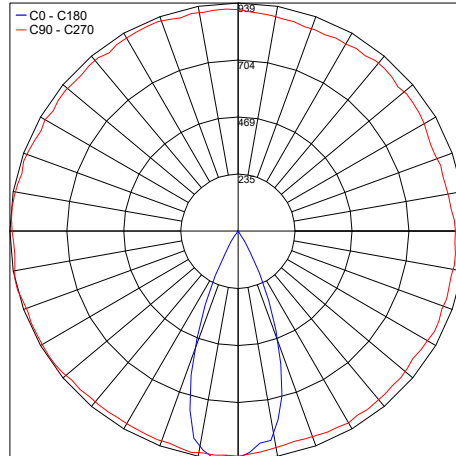
Note all Photometry is 3000K

Maximum Candela = 2630.6



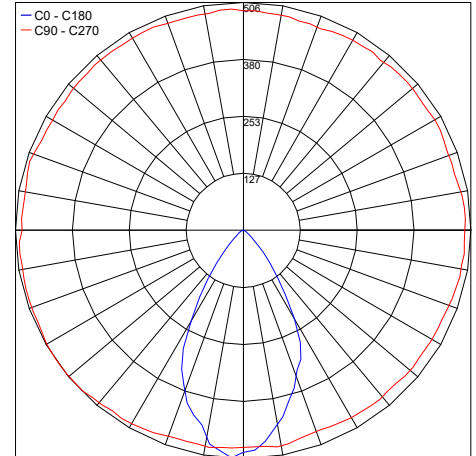
PHOTOMETRIC FILENAME : HELAX SML 3000K 15°.IES

Maximum Candela = 938.9



PHOTOMETRIC FILENAME : HELAX SML 3000K 36°.IES

Maximum Candela = 506.3



PHOTOMETRIC FILENAME : HELAX SML 3000K 50°.IES

Job Name/Date:

Fixture Type Designation: