

# HELAX SML OUT

## LEAF / TORSION

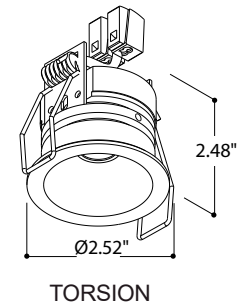
Helax SML Out is a round, recessed LED downlight suitable for outdoor installation on ceilings and available with an ingress protection of IP65. It comes in 2 static white temperatures, and textured white or black standard finishes.



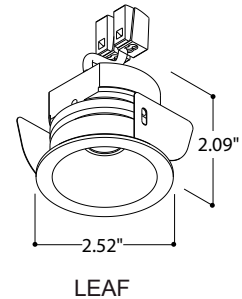
### TECHNICAL DATA

<b>Wattage / Input</b>	3.8W (350mA)
<b>Power Supply</b>	Remote, not included. See page 2.
<b>CCT</b>	2700K, 3000K (4000K on request)
<b>CRI</b>	>90
<b>BUG Rating</b>	B1-U0-G0
<b>Delivered Lumens</b>	450 lm (3000K)
<b>Efficacy</b>	118.4 lm/W (3000K)
<b>Optics</b>	15°, 36°, 50°
<b>Finishes</b>	Textured White, Textured Black
<b>LED Source</b>	BRIDGELUX LED
<b>Fixture Dimensions</b>	Ø2.52" x 2.48" Torsion Ø2.52" x 2.09" Leaf
<b>Cutout Dimensions</b>	Ø2.17" - Installation Depth 2.56" (Torsion) Ø2.20" Solid - Install Depth 2.76" (Leaf) Ø2.17" Hollow - Install Depth 2.17" (Leaf)
<b>Fixture Weight</b>	0.44 lbs
<b>IP Rating</b>	IP65

Fixture Dimensions



TORSION



LEAF

### ORDERING INFORMATION

Example: T678557M. Power Supplies ordered separately.

	-	
--	---	--

Model No.	Description	Optics
<b>T678626</b>	Helax SML Torsion, 2700K, Textured Black, IP65	<b>N</b> - 15°
<b>T678647</b>	Helax SML Torsion, 2700K, Textured White, IP65	<b>M</b> - 36
<b>T678636</b>	Helax SML Torsion, 3000K, Textured Black, IP65	<b>W</b> - 50°
<b>T678657</b>	Helax SML Torsion, 3000K, Textured White, IP65	
<b>T678526</b>	Helax SML Leaf, 2700K, Textured Black, IP65	
<b>T678547</b>	Helax SML Leaf, 2700K, Textured White, IP65	
<b>T678536</b>	Helax SML Leaf, 3000K, Textured Black, IP65	
<b>T678557</b>	Helax SML Leaf, 3000K, Textured White, IP65	

Job Name/Date:

Fixture Type Designation:

# HELAX SML OUT

## LEAF / TORSION

### SUGGESTED POWER SUPPLIES

350mA

Part Number	Description	Input/Output	# of Fixtures
<a href="#">PPLT00211</a>	Non-Dim	120-277VAC to 350mA, 4W, Class 2	1-2
<a href="#">PPLT00466-P</a>	0-10V Dimming to 1.0%	120-277VAC to 350mA, 10W, Class 2, DAMP	1-2
<a href="#">PPLT00496</a>	Phase Dim (120V only)	120VAC to 350mA, 12W, Class 2, DAMP	1-2
<a href="#">PPLT00309-P</a>	0-10V Dimming to 0.1%	120-277VAC to 350mA, 50W, Class 2, DAMP	1-4

### Suggested Lutron Compatible

Part Number	Option	Lutron SKU	Dim Range	Description	Input/Output	# of Fixtures
<a href="#">PPLT00247</a>	L3DAE / L3DA3W	L3DA	100%-1%	Hi-Lume™ 1% EcoSystem™ or 1% 3-Wire LED Driver	120-277VAC to 350mA, 7W, Class 2	1-1
<a href="#">PPLT00179</a>	L3DAE / L3DA3W	L3DA	100%-1%	Hi-Lume™ 1% EcoSystem™ or 1% 3-Wire LED Driver	120-277VAC to 350mA, 19W, Class 2	3-4

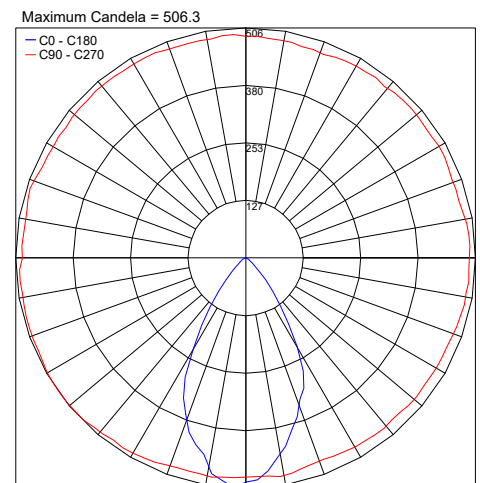
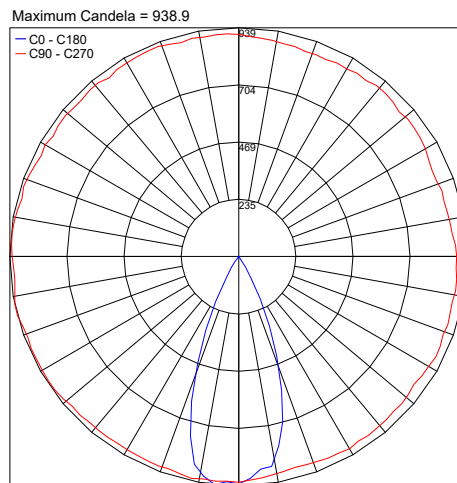
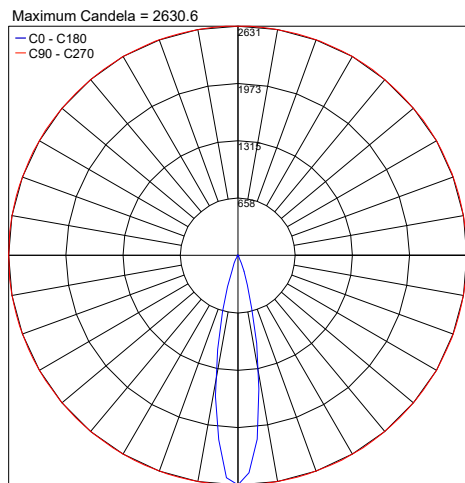
For other power supply options consult factory.

### SUGGESTED POWER SUPPLIES

250mA - For Dim to Warm version - Consult Factory

### PHOTOMETRIC DATA

Note all Photometry is 3000K



Job Name/Date:

Fixture Type Designation: