

# IF Round Wall Mounted

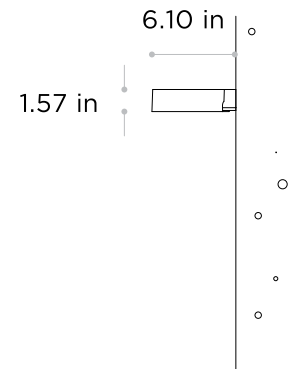
The IF Round is a 2.95 foot bollard with a round head that has a simple, elegant design. It is ideal for walkways or bicycle paths as well as town squares and is available in 4 color temperatures and 4 optics options.



## TECHNICAL DATA

<b>Wattage / Input</b>	5W (120VAC)
<b>Power Supply</b>	Integral
<b>Construction</b>	Body / Head: Aluminum Lens: PMMA (Highly Transparent Plexiglass)
<b>CCT</b>	2200K, 2700K, 3000K, 4000K
<b>CRI</b>	>80 (3000K) >70 (2200K, 2700K, 4000K)
<b>Delivered Lumens</b>	190-730 lm
<b>Efficacy</b>	38-146 lm/W
<b>Optics</b>	4 Standard, See Below
<b>Finishes</b>	3 Standard, Custom RAL on request
<b>Fixture Dimensions</b>	Head: Ø5.51" x 1.57" h
<b>Fixture Weight</b>	1.76 lbs
<b>LED Source</b>	1 LED lighting unit consisting of 4 LEDs
<b>IP Rating</b>	IP65
<b>Impact Rating</b>	IK08

Fixture Dimensions



## ORDERING INFORMATION

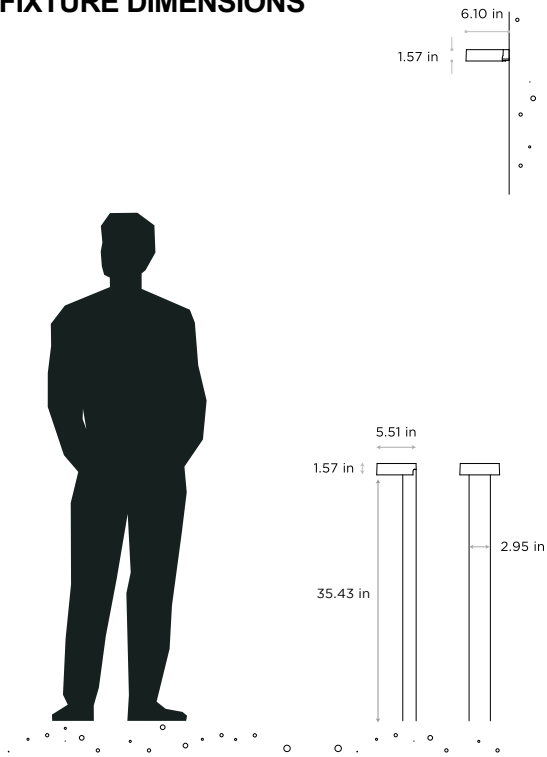
Example: IF-Round-W-22-AP07-S-1.

IF-Round-W				1
<b>Model No.</b>	<b>CCT</b>	<b>Optics</b>	<b>Finishes</b>	<b>Pole Height</b>
IF-Round-W	22 - 2200K 27 - 2700K 30 - 3000K 40 - 4000K	AH02 - AH02 AP06 - AP06 AP07 - AP07 AS07 - AS07	S - Silver Gray (Standard) W - White A - Anthracite C - Custom RAL (Consult factory for "C")	1 - 2.95' (0.9 m)

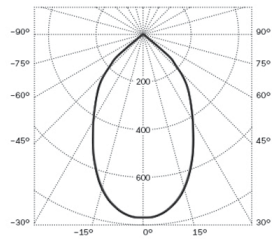
Job Name/Date:

Fixture Type Designation:

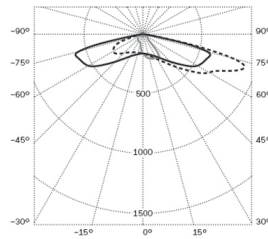

## FIXTURE DIMENSIONS



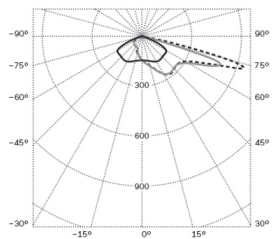
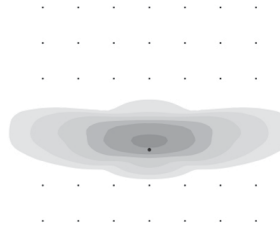
## LIGHT DISTRIBUTIONS



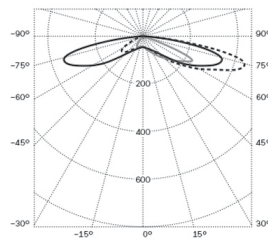
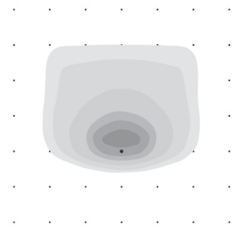
AH02 C0-C180  
 C90-C270  
Symmetric Wide Flood



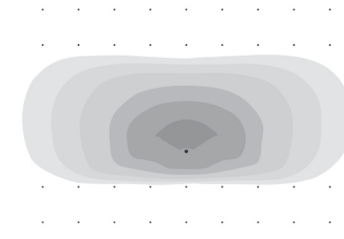
AS06 C0-C180  
 C90-C270  
 C10-C190  
Asymmetric Extra Side Throw



AP07 C0-C180  
 C90-C270  
 C122-C302  
Asymmetric Extra Forward



AP06 C0-C180  
 C90-C270  
 C25-C205  
Asymmetric Forward and Extra Side Throw



Job Name/Date:

Fixture Type Designation: