

# ICE 1.1

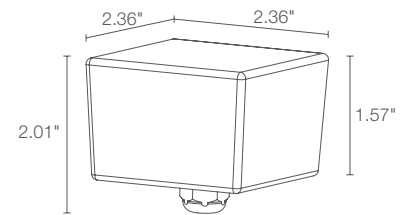
The Ice is a compact IP67 recessed light ideal for landscape, architectural and accent applications. An anodized aluminum body is encased in sandblasted glass, providing soft illumination for a variety of installations.



## TECHNICAL DATA

<b>Wattage / Input</b>	1W (350mA)
<b>Power Supply</b>	Remote, not included. See page 2.
<b>Construction</b>	Body: Anodized aluminum Lens: Sandblasted glass Cable Length: 4.9' standard
<b>CCT</b>	2700K, 3000K, 4000K, 5000K, Blue
<b>CRI</b>	>80
<b>BUG Rating</b>	B0-U0-G0 (3000K)
<b>Delivered Lumens</b>	89 lm (3000K)
<b>Efficacy</b>	89 lm/W (3000K)
<b>Optics</b>	Diffuse
<b>Finishes</b>	N/A
<b>Fixture Dimensions</b>	2.36" w x 2.36" l x 2.01" h
<b>Aperture</b>	2.36" sq.
<b>Fixture Weight</b>	0.88 lbs
<b>LED Source</b>	1 Power LED
<b>Lumen Maintenance</b>	L80 >50,000hrs (Ta 25°C)
<b>Color Consistency</b>	1/4 ANSI BIN
<b>Operating Temp.</b>	-4°F to +113°F
<b>IP Rating</b>	IP67
<b>IK Rating</b>	IK07
<b>Driveover</b>	1100 lb capacity

Fixture Dimensions



## ORDERING INFORMATION

Example: LE1111FDAV or LE1111FDAV-1. Accessories / Power Supplies ordered separately.

LE1111		D	AV	
Model No.	CCT	Optics	Finish	Cable Length
LE1111	F - 2700K 5 - 3000K 9 - 4000K 0 - 5000K 1 - Blue	D - Diffused	AV - Glass	4.92' standard 1 - 16.40' 2 - 32.81' 3 - 49.21' 4 - 65.62'

Job Name/Date:

Fixture Type Designation:

## SUGGESTED POWER SUPPLIES

350mA

Part Number	Description	Input/Output	# of Fixtures
<a href="#">PPLT00496</a>	Phase Dimming (120V Only)	120VAC to 350mA, 12W, Class 2	3-8
<a href="#">PPLT00308-P</a>	0-10V Dimming (to 0.1%)	120-277VAC to 350mA, 30W, Class 2	1-15
<a href="#">PPLT00480-P</a>	0-10V Dimming (to 1%)	120-277VAC to 350mA, 30W, Class 2	1-15


## Suggested Lutron Compatible

Part Number	Option	Lutron SKU	Dim Range	Description	Input/Output	# of Fixtures
<a href="#">PPLT00247</a>	L3DAE / L3DA3W	L3DA	100%-1%	Hi-Lume™ 1% EcoSystem™ or 1% 3-Wire LED Driver	120-277VAC to 350mA, 7W, Class 2	4-5
<a href="#">PPLT00516</a>	L3DAE / L3DA3W	L3DA	100%-1%	Hi-Lume™ 1% EcoSystem™ or 1% 3-Wire LED Driver	120-277VAC to 350mA, 13W, Class 2	6-10
<a href="#">PPLT00179</a>	L3DAE / L3DA3W	L3DA	100%-1%	Hi-Lume™ 1% EcoSystem™ or 1% 3-Wire LED Driver	120-277VAC to 350mA, 19W, Class 2	12-14

For other power supply options consult factory.

## ACCESSORIES

### Installation

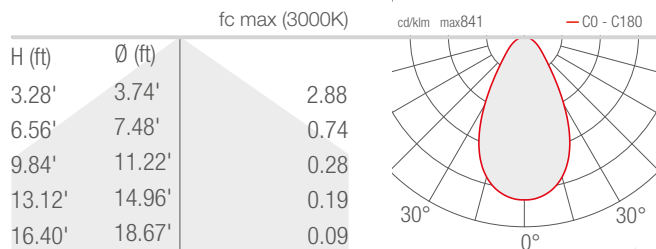


**WC0411**  
Outer Casing

## PHOTOMETRIC DATA

Note: All photometry is 3000K

### D - Diffuse



Job Name/Date:

Fixture Type Designation: