

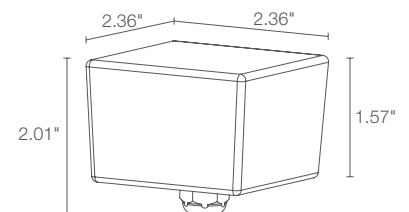
The Ice is a compact IP67 recessed light ideal for landscape, architectural and accent applications. An anodized aluminum body is encased in sandblasted glass, providing soft illumination for a variety of installations.



TECHNICAL DATA

Wattage / Input	1W (350mA)
Power Supply	Remote, not included. See page 2.
Construction	Body: Anodized aluminum Lens: Sandblasted glass Cable Length: 4.9' standard
CCT	2700K, 3000K, 4000K, 5000K, Blue
CRI	>80
Delivered Lumens	89 lm (3000K)
Efficacy	89 lm/W (3000K)
Optics	Diffuse
Finishes	N/A
Fixture Dimensions	2.36" w x 2.36" l x 2.01" h
Aperture	2.36" sq.
Fixture Weight	0.88 lbs
LED Source	1 Power LED
Lumen Maintenance	L80 >50,000hrs (Ta 25°C)
Color Consistency	1/4 ANSI BIN
Operating Temp.	-4°F to +113°F
IP Rating	IP67
IK Rating	IK07
Driveover	1100 lb capacity

Fixture Dimensions



ORDERING INFORMATION

Example: LE1111FDAV or LE1111FDAV-1. Accessories / Power Supplies ordered separately.

LE1111		D	AV	
Model No.	CCT	Optics	Finish	Cable Length
LE1111	F - 2700K 5 - 3000K 9 - 4000K 0 - 5000K 1 - Blue	D - Diffused	AV - Glass	4.92' standard 1 - 16.40' 2 - 32.81' 3 - 49.21' 4 - 65.62'

Job Name/Date:

Fixture Type Designation:

SUGGESTED POWER SUPPLIES

350mA

Part Number	Description	Input/Output	# of Fixtures
PPLT00496	Phase Dimming (120V Only)	120VAC to 350mA, 12W, Class 2	3-8
PPLT00308-P	0-10V Dimming (to 0.1%)	120-277VAC to 350mA, 30W, Class 2	1-15
PPLT00480-P	0-10V Dimming (to 1%)	120-277VAC to 350mA, 30W, Class 2	1-15


Suggested Lutron Compatible

Part Number	Option	Lutron SKU	Dim Range	Description	Input/Output	# of Fixtures
PPLT00247	L3DAE / L3DA3W	L3DA	100%-1%	Hi-Lume™ 1% EcoSystem™ or 1% 3-Wire LED Driver	120-277VAC to 350mA, 7W, Class 2	4-5
PPLT00516	L3DAE / L3DA3W	L3DA	100%-1%	Hi-Lume™ 1% EcoSystem™ or 1% 3-Wire LED Driver	120-277VAC to 350mA, 13W, Class 2	6-10
PPLT00179	L3DAE / L3DA3W	L3DA	100%-1%	Hi-Lume™ 1% EcoSystem™ or 1% 3-Wire LED Driver	120-277VAC to 350mA, 19W, Class 2	12-14

For other power supply options consult factory.

ACCESSORIES

Installation

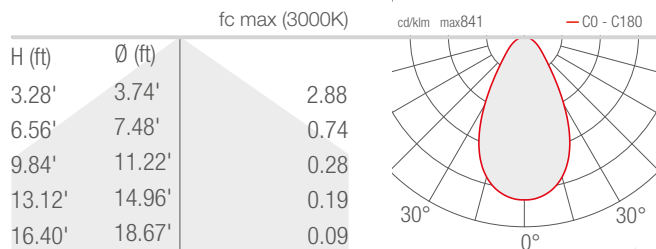


WC0411
Outer Casing

PHOTOMETRIC DATA

Note: All photometry is 3000K

D - Diffuse



Job Name/Date:

Fixture Type Designation: