

INTONO 2.1

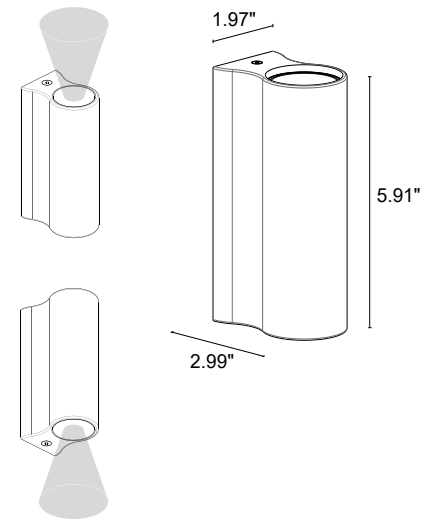
Intono is a new family of surface-mounted fixtures with a simple, elegant design which features three innovative characteristics: the **ability to blend in** with the wall it is mounted on, **to play music** and to **communicate with smart-speakers (3.9 and 4.9)** such as Google Home or Amazon Echo, over Wi-Fi using the ZigBee protocol.



TECHNICAL DATA

| | |
|---------------------------|--|
| Wattage / Input | 6W (24VDC) |
| Power Supply | Remote, not included. See page 2. |
| Construction | Body: Die-Cast Aluminum Fixing Bracket: Stainless Steel AISI 316L Lens: Black-Serigraphed, Tempered, Transparent Extra-Clear Glass |
| CCT | 2700K, 3000K, 4000K |
| CRI | 80, >90 |
| BUG Rating | B0-U0-G0 (3000K, 8°) B0-U1-G0 (3000K, 68°, Diffuse) B1-U1-G0 (3000K, 11°, 34°) |
| Delivered Lumens | 352 lm (3000K, 34°, CRI 80) 326 lm (3000K, 34°, CRI 90) |
| Efficacy | 58.7 lm/W (3000K, 34°, CRI 80) 54.3 lm/W (3000K, 34°, CRI 90) |
| Optics | Asymmetrical 8°, 11°, 34°, 68°, Diffuse |
| Finishes | 5 Standard, see below |
| Fixture Dimensions | 1.97" w x 2.99" l x 5.91" h |
| Fixture Weight | 1.39 lbs |
| LED Source | 1 Power LEDs |
| Lumen Maintenance | L90, B10 >50,000hrs (Ta 25°C) |
| Color Consistency | 3-Step MacAdam |
| Operating Temp. | -4°F to +113°F |
| IP Rating | IP65 |
| IK Rating | IK04 |

Fixture Dimensions



ORDERING INFORMATION

Example: NT2110100190KE. Power Supplies ordered separately.

| NT2110 | | | | | |
|-----------|--------------------------|--|-------------------------------------|--|--|
| Model No. | CRI | Honeycomb Louvre | CCT | Optics | Finish |
| NT2110 | 0 - CRI 80 1 - CRI>90 | 000 - None 001 - Honeycomb Louvre <i>Honeycomb Louvre NOT available with diffuse (D) and asymmetrical 8° (Z) optics.</i> | F - 2700K 5 - 3000K 9 - 4000K | 0Z - Asymmetrical 8° 0T - 11° 0M - 34° 0K - 68° 0D - Diffuse | E - White F - Gray H - Anthracite T - Cor-ten 7 - Primer |

Job Name/Date:

Fixture Type Designation:

SUGGESTED POWER SUPPLIES

24VDC

| Part Number | Description | Input/Output | # of Fixtures |
|---------------------------|---|---|---------------|
| PPLT00275 | Non-Dim | 120-277VAC to 24VDC, 12W, Class 2, IP66 | 1-1 |
| PPLT00632 | 0-10V Dimming (Dim to Off) | 120-277VAC to 24VDC, 12W, Class 2 | 1-1 |
| PPLT00481 | Non-Dim | 120-277VAC to 24VDC, 24W, Class 2 | 1-3 |
| PPLT00586 | Non-Dim | 120-277VAC to 24VDC, 40W, Class 2 | 1-5 |
| PPLT00284 | Non-Dim | 120-277VAC to 24VDC, 100W, Class 2 | 1-13 |
| PPLT00543 | 0-10V Dimming to 15% (-40°C / -40°F cold weather start) | 120-277VAC to 24VDC, 100W, Class 2 | 2-13 |

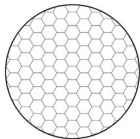
Suggested Lutron Compatible

| Part Number | Option | Lutron SKU | Dim Range | Description | Input/Output | # of Fixtures |
|---------------------------|----------------|------------|-----------|--|-----------------------------------|---------------|
| PPLT00273 | L3DAE / L3DA3W | L3DA | 100%-1% | Hi-Lume™ 1% EcoSystem™ or 1% 3-Wire LED Driver | 120-277VAC to 24VDC, 40W, Class 2 | 1-5 |
| PPLT00530 | L3DAE / L3D0 | L3DA/L3D0 | 100%-1% | Hi-Lume™ 0.1% EcoSystem™ or 3-Wire LED Driver | 120-277VAC to 24VDC, 96W, Class 2 | 1-12 |

For other power supply options consult factory.

ACCESSORIES

Anti-glare



Honeycomb Louvre*

*Optical accessory added in ordering matrix

The honeycomb louvre can be provided on all optics, **EXCEPT** for diffuse (D) and asymmetrical 8° (Z) optics for Intono 2.1.

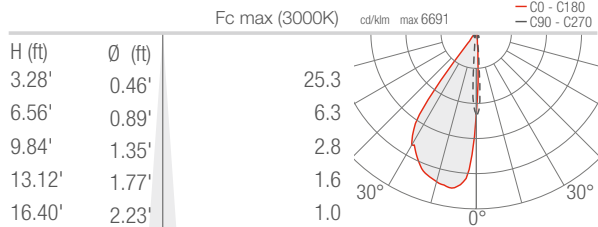
Job Name/Date:

Fixture Type Designation:

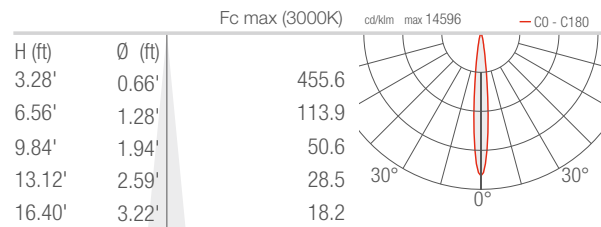
PHOTOMETRIC DATA

Note all Photometry is 3000K

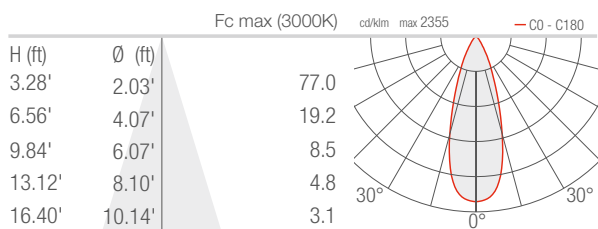
Z – Asymmetrical 8° CRI 80



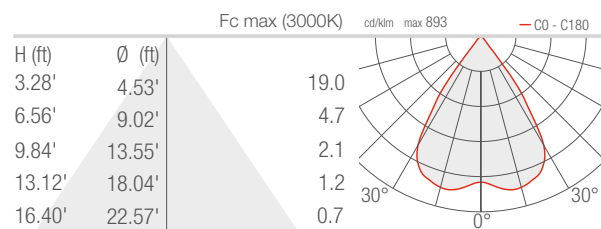
T – 11° CRI 80



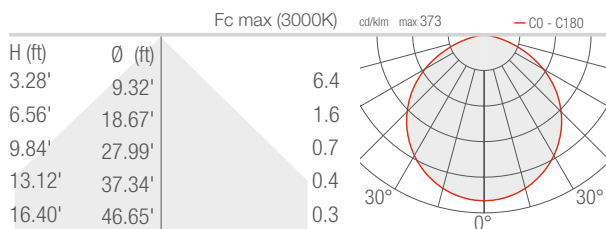
M – 34° CRI 80



K – 68° CRI 80



D - Diffuse CRI 80



Job Name/Date:

Fixture Type Designation: