

INTONO 3.2

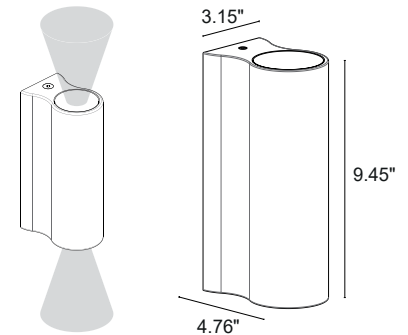
Intono is a new family of surface-mounted fixtures with a simple, elegant design which features three innovative characteristics: the **ability to blend in** with the wall it is mounted on, **to play music** and **to communicate with smart-speakers (3.9 and 4.9)** such as Google Home or Amazon Echo, over Wi-Fi using the ZigBee protocol.

TECHNICAL DATA

Wattage / Input	20W (120VAC)
Power Supply	Integral (0-10V Dimming)
Construction	Body: Die-Cast Aluminum Fixing Bracket: Stainless Steel AISI 316L Lens: Black-Serigraphed, Tempered, Transparent Extra-Clear Glass
CCT	2700K, 3000K, 4000K
CRI	80, >90
BUG Rating	B0-U3-G0 (3000K, Wall Grazing, Sharp 17°+ WG) B1-U3-G0 (3000K, WG + Asymmetric) B1-U4-G0 (3000K, 15°+ 15°, 20°+ 20°, 43°+ 43°, 15°+ 43°)
Delivered Lumens	1674 lm (3000K, 15°, CRI 80) 1392 lm (3000K, 15°, CRI >90)
Efficacy	83.7 lm/W (3000K, 15°, CRI 80) 69.6 lm/W (3000K, 15°, CRI >90)
Optics	7 Standard, see below
Finishes	5 Standard, see below
Fixture Dimensions	3.15" w x 4.76" l x 9.45" h
Fixture Weight	4.85 lbs
LED Source	2 COB High Density LEDs
Lumen Maintenance	L95, B10 >50,000hrs (Ta 25°C)
Color Consistency	2-Step MacAdam
Operating Temp.	-4°F to +113°F
IP Rating	IP65
IK Rating	IK04



Fixture Dimensions



Note: 3.1, 3.2, 3.9, 4.1, 4.2 and 4.9 models to be mounted to the wall over a single gang switch box.

ORDERING INFORMATION

Example: NT32101R00FLLH. *Power Supplies ordered separately.*

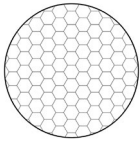
NT3210						
Model #	CRI	Control	Honeycomb Louvre	CCT	Optics	Finish
NT3210	0 - CRI 80 1 - CRI>90	0 - on/off R - 0-10V	00 - None 01 - Honeycomb Louvre <i>Honeycomb Louvre NOT available with sharp 17° + wall grazing (ZW), wall grazing + asymmetrical (WA) and wall grazing + wall grazing (WW) optics.</i>	F - 2700K 5 - 3000K 9 - 4000K	SS - 15°+15° MM - 20°+20° LL - 43°+43° SL - 15°+43° WW - Wall Grazing x2 WA - WG + Asymmetric ZW - Sharp 17°+ WG	E - White F - Gray H - Anthracite T - Cor-ten 7 - Primer

Job Name/Date:

Fixture Type Designation:

ACCESSORIES

Anti-glare



Honeycomb Louvre*

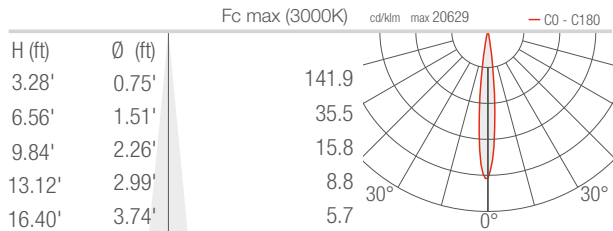
*Optical accessory added in ordering matrix

The honeycomb louvre can be provided on all optics, **EXCEPT** for sharp 17° + wall grazing (ZW), wall grazing + asymmetrical (WA) and wall grazing + wall grazing (WW) optics for Intono 3.2.

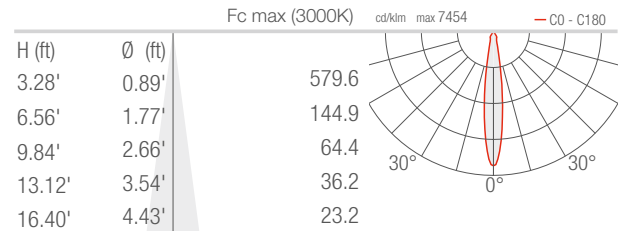
PHOTOMETRIC DATA

Note all Photometry is 3000K

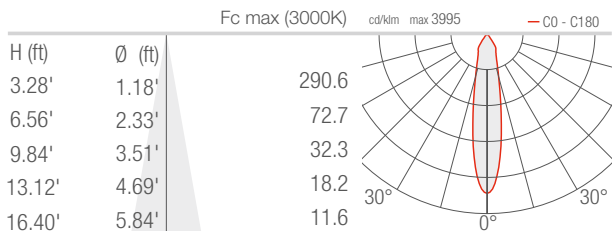
Z - Asymmetrical 11° CRI 80



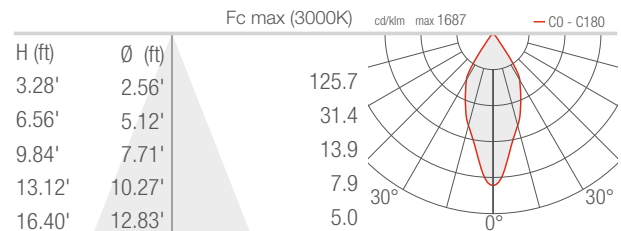
S - 15° CRI 80



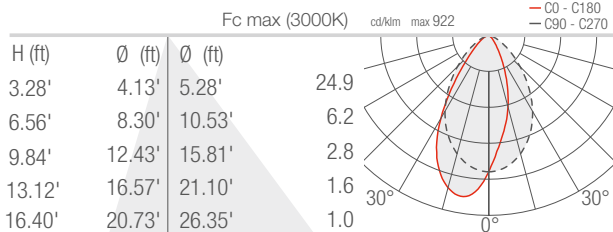
M - 20° CRI 80



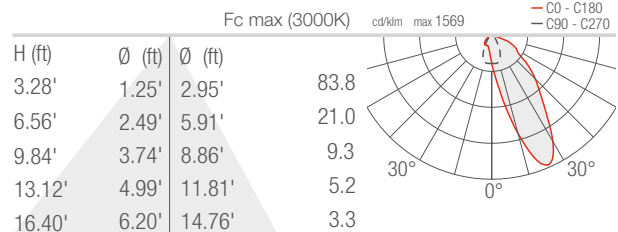
L - 43° CRI 80



W - Wall grazing CRI 80



A - Asymmetrical CRI 80



Job Name/Date:

Fixture Type Designation: