


Invidia is a continuous line, indoor, modular lighting system made of AirCoral® that totally disappears into the wall or ceiling it is installed on. It is available in 3000K as standard and 120° light beam.



TECHNICAL DATA

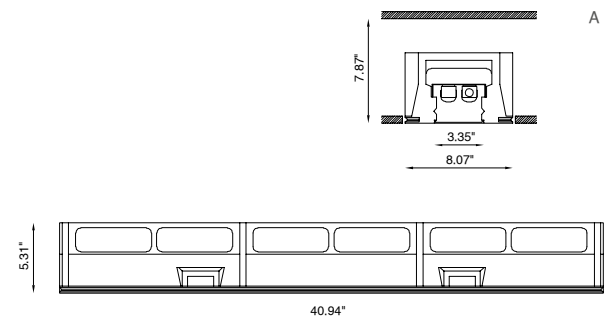
Wattage / Input	28W (24VDC)
Power Supply	Remote, not included. See page 3.
Construction	Body: AirCoral® Lens: Frosted Polycarbonate
CCT	3000K (2700K on request)
CRI	>90
Delivered Lumens	2891 lm (3000K)
Efficacy	103.25 lm/W
Optics	120°
Finishes	AirCoral® Unfinished Plaster
Fixture Dimensions	40.94" l x 8.07" w x 5.31" h
Cut-out Dimension	(40.94" for each module installed + 16.14") x 8.46"
Aperture	(40.94" for each module installed) x 3.35"
Fixture Weight	37.48 lbs
IP Rating	IP40

The body is made of AirCoral® a unique patented composite material that actually purifies the air. It can be calculated how many cubic feet each fixture will purify. See website for AirCoral® calculator.

Additionally, AirCoral® is:

- Antibacterial.
- Antifungal.
- Scratch-resistant.
- Dust-resistant.
- Suitable for painting.
- LEED recognized material.

Fixture Dimensions



See required accessories
for system on page 2

ORDERING INFORMATION

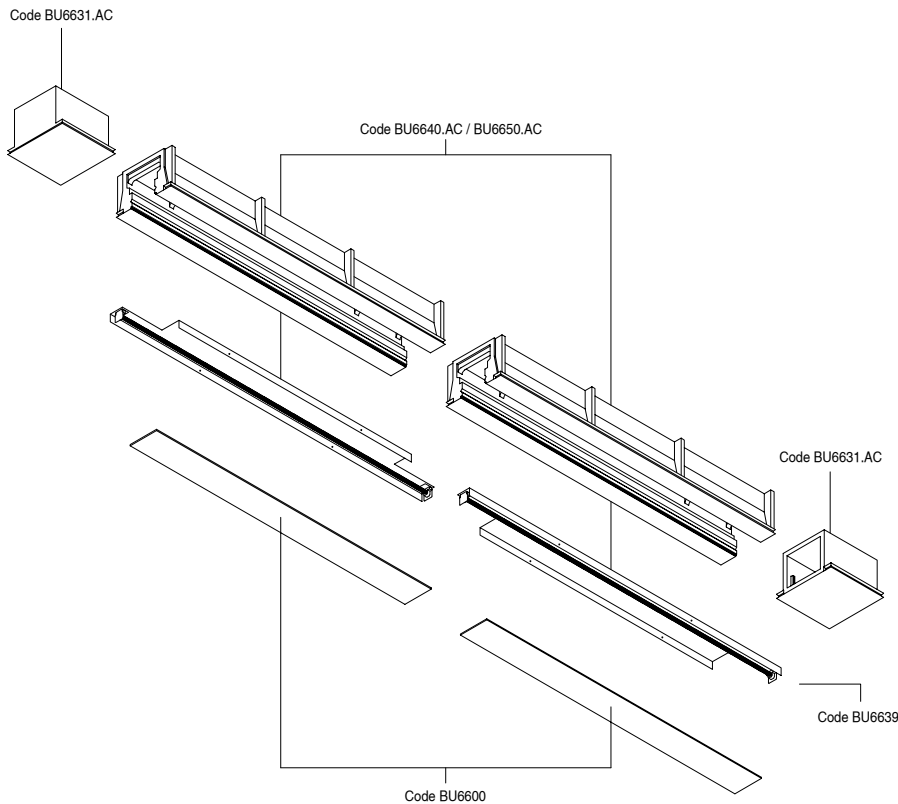
Example: BU6640.AC.30.US + BU6639. Accessories Required / Power Supplies ordered separately.

		US
Model No.	CCT	
BU6640.AC + BU6639 (Ceiling Body Frame + Light Source)	30 - 3000K (standard)	US
BU6650.AC + BU6639 (Wall Body Frame + Light Source)	27 - 2700K (on request)	

Job Name/Date:

Fixture Type Designation:

EXAMPLE OF INSTALLATION



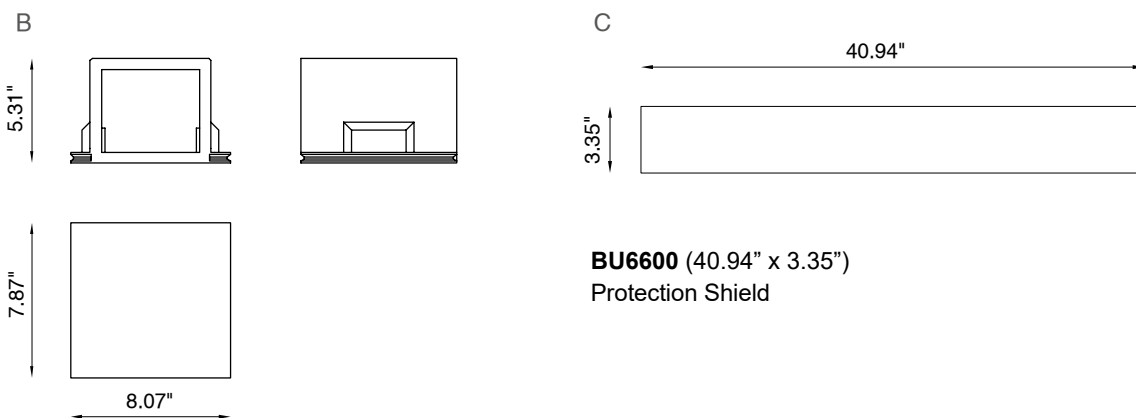
ATTENTION

The code BU6640.AC / BU6650.AC must be installed for multiples of 40.94" and cannot be cut

ATTENTION

You need two headparts delivered as couple with a unique code BU6631.AC to close a continuous line of the INVIDIA product (code BU6640.AC / BU6650.AC).

ACCESSORIES - Installation



BU6600 (40.94" x 3.35")
Protection Shield

BU6631.AC
Closure Headparts

Job Name/Date:

Fixture Type Designation:

SUGGESTED POWER SUPPLIES

24VDC

Part Number	Description	Input/Output	# of Fixtures
PPLT00158	Non-Dim	120VAC to 24VDC, 100W, Class 2	1-2
PPLT00543	0-10V Dimming to 15% (-40°C / 40°F cold weather start)	120-277VAC to 24VDC, 100W, Class 2	1-2

DRIVERS IN NEMA ENCLOSURE

Remote 24VDC - ELV / TRIAC / 0-10V



PPLT00715

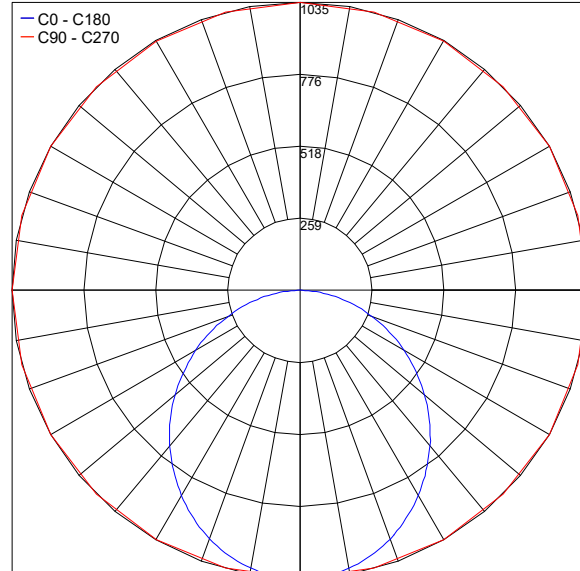
Part Number	Description	Input/Output	# of Fixtures 28W
PPLT00715	ELV / TRIAC / 0-10V Dimming 0.1%	120-277VAC to 24VDC, 96W, Class 2, WET/DAMP	1-2

For other power supply options consult factory.

PHOTOMETRIC DATA

Note: All Photometry is 3000K

Maximum Candela = 1035.1



PHOTOMETRIC FILENAME : INVIDIA BU6639 30W 3000K.IES

Job Name/Date:

Fixture Type Designation: