



# INVIDIA



## RECESSED FITTING WITH CONTINUOUS LINE.

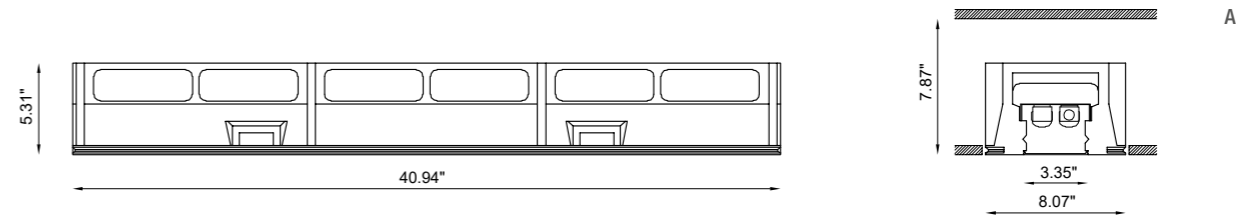
The perfect combination of light, architecture and emotion: thanks to Invidia, a totally disappearing continuous line modular indoor system made of AirCoral<sup>®</sup>, installable on walls and plasterboard ceilings. This complete integration inside walls or ceilings allows the definition of architectural spaces; the particular overlapping of light sources avoids any kind of “shadow cone” and it’s satined polycarbonate screen allows for a uniform and delicate lighting, able to define precise, continuous bright paths.



79 Trenton Avenue  
Frenchtown, NJ 08825

www.designplan.com

Tel: (908) 996-7710  
Fax: (908) 996-7042

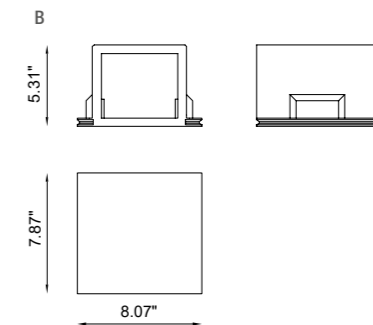


### TECHNICAL FEATURES | BODYFRAME

Code	BU6640.AC (fig. A)	BU6650.AC (fig. A)
Material	AC: AirCoral <sup>®</sup>	AC: AirCoral <sup>®</sup>
Absorption capacity*	406.6 ft <sup>2</sup>	406.6 ft <sup>2</sup>
Weight	37.48 lbs	37.48 lbs
Mounting	Ceiling recessed	Wall recessed
IP rating	IP40	IP40
Cut out for plasterboard	(40.94" for each module installed + 16.14") x 8.46"	(40.94" for each module installed + 16.14") x 8.46"
Light hole	(40.94" for each module installed ) x 3.35"	(40.94" for each module installed ) x 3.35"


### TECHNICAL FEATURES | CLOSURE HEADPARTS

Code	BU6631.AC (fig. B)
Material	AC: AirCoral <sup>®</sup>
Absorption capacity*	195.04 ft <sup>2</sup>
Weight	-
Mounting	Ceiling and wall recessed
IP rating	-
Cut out for plasterboard	8.27" x 8.27"
Note	You need two headparts delivered as couple with a unique code BU6631.AC to close a continuous line of the INVIDIA product (code BU6640.AC / BU6650.AC).




### TECHNICAL FEATURES | PROTECTION SHIELD

Code	BU6600 (fig. C)
Material	Satin polycarbonate
Dimensions	40.94" x 3.35"
Note	-



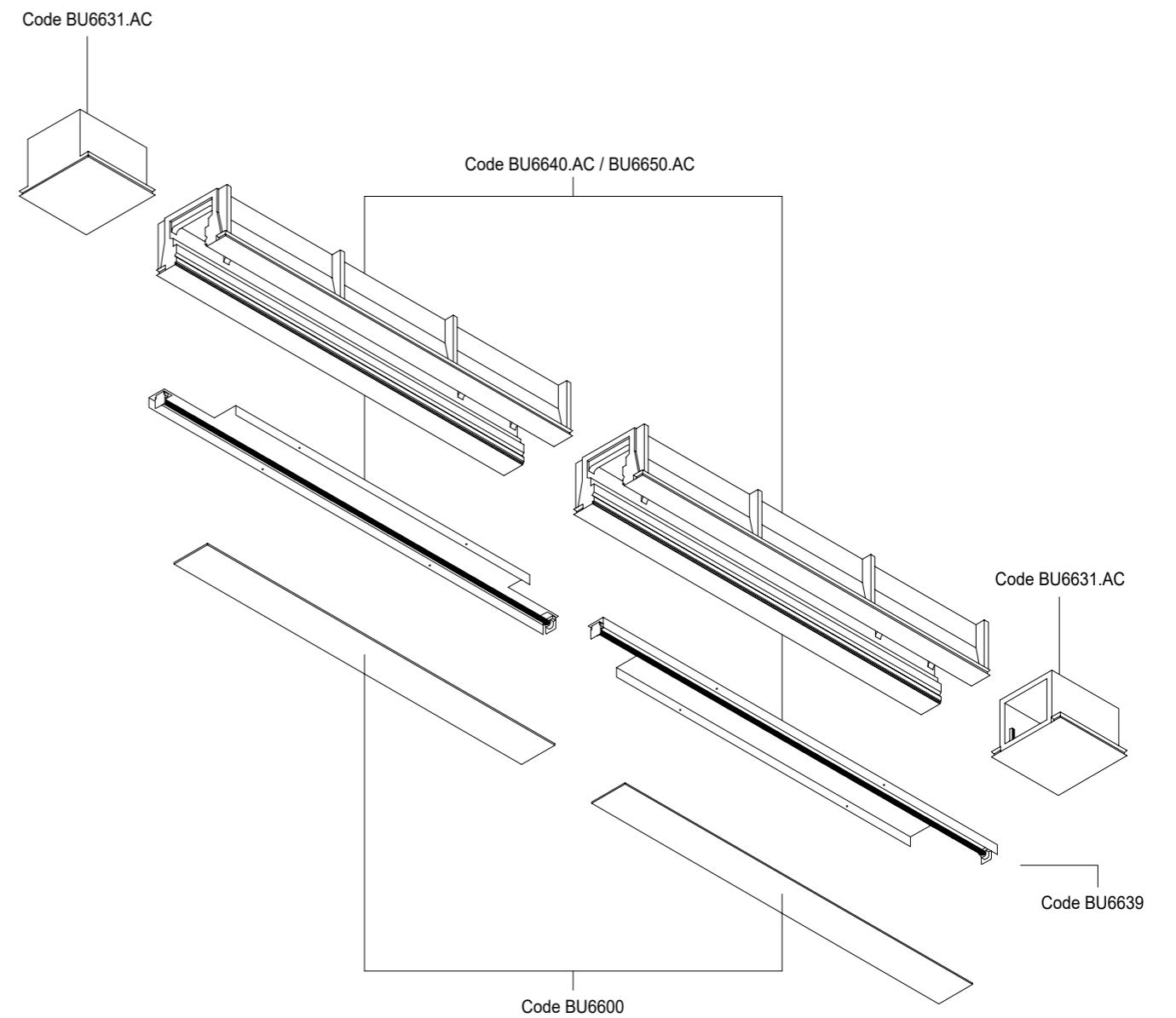
\* The absorption capacity per m<sup>2</sup> calculated by the American organization TCNA (Tile Council of North America) is measured for an average room of 2.7 m in height and therefore expressed in m<sup>2</sup>

TECHNICAL FEATURES | LIGHT SOURCE

Code	<b>BU6639</b>
Type	Downlight 90°   Wall recessed 90° 
Weight	-
IP rating	IP40
Control gear	Constant voltage driver
Lamp type	LED 24VDC 
Lamp wattage	1 x 28W
Luminous efficacy	2800 lm
Light distribution	Wide beam 120°
Fitting	-
Light colour	White 3000K White 2700K (on request)
Light hole	-
Voltage connection	220-240V / 24V · 50/60Hz
CRI	>90

EXAMPLE OF INSTALLATION

Note Attention, the code BU6640.AC / BU6650.AC must be installed for multiples of 40.94" and cannot be cut





CNA - Rome