

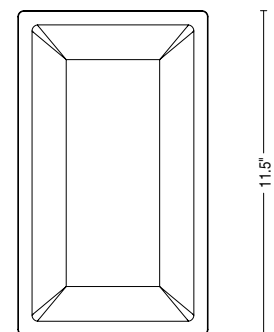
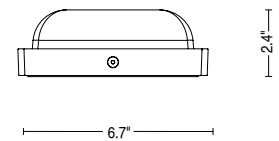
Kami is a reliable, long-lasting IP65-rated wall or ceiling mounted luminaire offered in 2 versions. Kami 1 has a solid opal polycarbonate diffuser and is available in 3 color temperatures and 5 standard finishes.



TECHNICAL DATA

Wattage	13W
Power Supply	Remote 350mA, not included. See page 2.
Construction	Body: Die-Cast Aluminum Lens: Opal Polycarbonate
CCT	2700K, 3000K, 4000K
BUG Rating	B0-U2-G1
CRI	>90
Delivered Lumens	570 lm (3000K)
Efficacy	43.8 lm/W (3000K)
Optics	Diffuse
Finishes	5 Standard, See Below
Fixture Dimensions	11.5" x 6.7" x 2.4"
Fixture Weight	2.54 lbs
Lumen Maintenance	L80, B15 >60,000hrs (Ta 40°C)
Color Consistency	3-Step MacAdam
IP Rating	IP65
Impact Resistance	IK08

Fixture Dimensions



ORDERING INFORMATION

Example: LNKA10POSDHBAZV.US. Power Supplies ordered separately.

LNKA10POS	D		BAZ		US
Model No.	Optics	CCT	Finish		
LNKA10POS	D - Diffuse	Y - 2700K H - 3000K N - 4000K	BAZ L - Graphite H - Gray V - Oxide G - Black U - White		US

Job Name/Date:

Fixture Type Designation:

SUGGESTED POWER SUPPLIES

350mA

Part Number	Description	Input/Output	# of Fixtures
PPLT00468	Phase Dim (120V only)	120VAC to 350mA, 14W, Class 2	1-1
PPLT00480-P	0-10V Dimming to 1.0%	120-277VAC to 350mA, 30W, Class 2, DAMP	1-1
PPLT00263	Leading / Trailing Edge Dimming to 10% (120V only)	120-277VAC to 350mA, 32W, Class 2	1-1
PPLT00467-P	0-10V Dimming to 1.0%	120-277VAC to 350mA, 50W, Class 2, DAMP	1-1
PPLT00538-P	0-10V Dimming to 0.1% (4 channels)	120-277VAC to 350mA, 100W, Class 2	1-1 (1-4)

Suggested Lutron Compatible

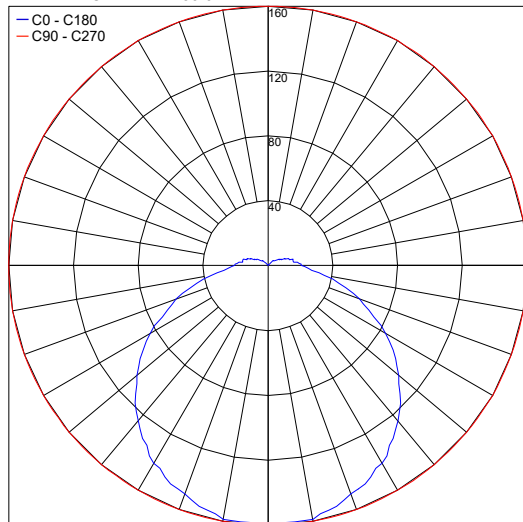
Part Number	Option	Lutron SKU	Dim Range	Description	Input/Output	# of Fixtures
PPLT00516	L3DAE / L3DA3W	L3DA	100%-1%	Hi-Lume™ 1% EcoSystem™ or 1% 3-Wire LED Driver	120-277VAC to 350mA, 13W, Class 2	1-1

For other power supply options consult factory.

PHOTOMETRIC DATA

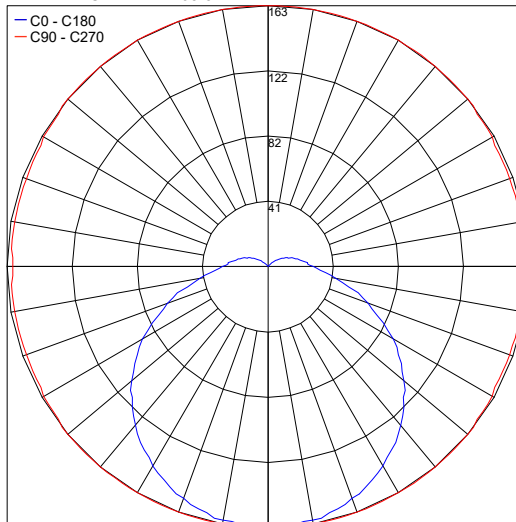
Note: All photometric data is 3000K

Maximum Candela = 159.9



PHOTOMETRIC FILENAME : KAMI 1 3000K KA10POSDHB10X.IES

Maximum Candela = 163.3



PHOTOMETRIC FILENAME : KAMI 1 4000K KA10POSDNB10X.IES

Job Name/Date:

Fixture Type Designation: