

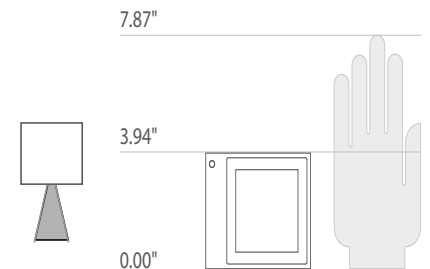
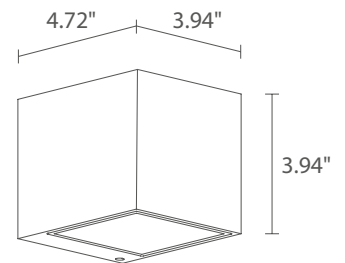
Kocca is a square wall-mounted fixture with a pared-down design for outdoor use. It offers 1, 2, 3 and 4 beam options in two sizes and wattages. It can be coordinated with the Linear line of bollards.



TECHNICAL DATA

Wattage / Input	4W, 8.5W (120VAC)
Power Supply	Integral
Construction	Body: Die-cast Aluminum Alloy EN AB 47100 Lens: Serigraphed, tempered extra-clear glass (optics) Serigraphed, tempered extra-clear glass with opal PMMA (diffuse)
CCT	2700K, 3000K, 4000K (3500K available, consult factory)
CRI	>80
Delivered Lumens	119 lm (3000K, 4W, Asymmetrical 70°) 382 lm (3000K, 8.5W, Asymmetrical 70°) 478 lm (3000K, 8.5W, Diffuse)
Efficacy	29.8 lm/W (3000K, 4W, Asymmetrical 70°) 44.9 lm/W (3000K, 8.5W, Asymmetrical 70°) 56.2 lm/W (3000K, 8.5W, Diffuse)
Optics	4 Standard (see below)
Finishes	4 Standard, Custom RAL (see below)
Fixture Dimensions	4.72" l x 3.94" w x 3.94" h
Fixture Weight	3.97 lbs
LED Source	1 Power LED (4W) 1 High Intensity LED (8.5W)
Lumen Maintenance	L80 >50,000hrs (Ta 25°C)
Color Consistency	1/4 ANSI BIN (4W), 3-Step MacAdam (8.5W)
Operating Temp.	-4°F to +113°F
IP Rating	IP65
Impact Rating	IK07

Fixture Dimensions



ORDERING INFORMATION

Example: KA11105KE.

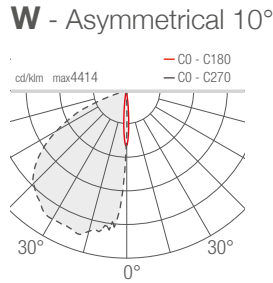
KA111				
Model No.	Wattage	CCT	Optics	Finish
KA111	0 - 4W 1 - 8.5W	F - 2700K 5 - 3000K 9 - 4000K	W - Asymmetrical 10° K - Asymmetrical 70° (4W only) A - Asymmetrical 140° D - Diffuse (8.5W only)	E - White F - Gray H - Anthracite T - Corten C - Custom RAL (consult factory for "C")

Job Name/Date:

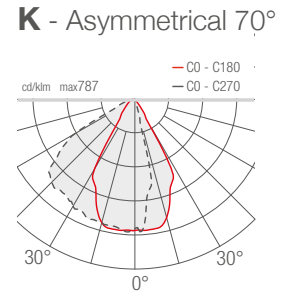
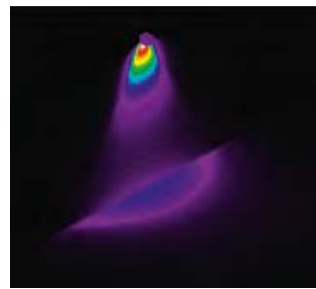
Fixture Type Designation:

PHOTOMETRIC DATA
Note all Photometry is 3000K

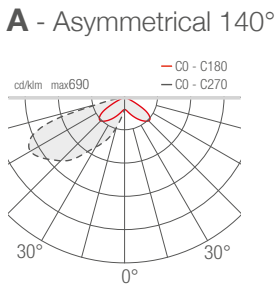

4W, per beam



h 78.74"



h 78.74"

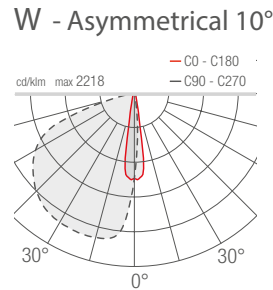
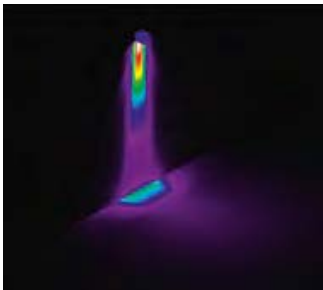


h 78.74"

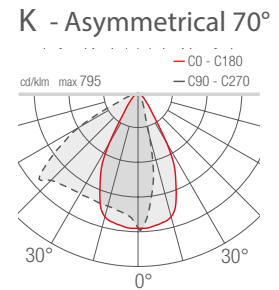
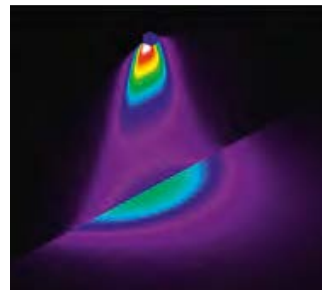
Illuminance pseudo colors



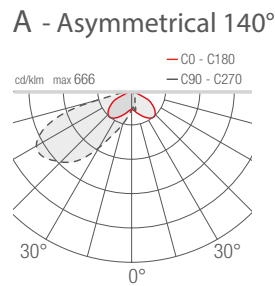

8.5W




h 78.74"



h 78.74"



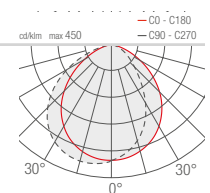
h 78.74"



h 78.74"

D - Diffuse

H (ft)	Ø (ft)	Fc max (3000K)
3.28'	7.71'	19.5
6.56'	15.42'	4.9
9.84'	23.16'	2.1
13.12'	30.87'	1.2
16.40'	38.58'	0.7



Job Name/Date:

Fixture Type Designation: