

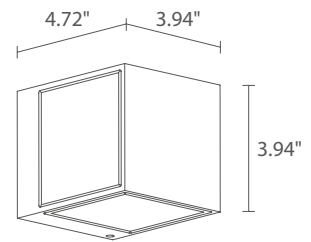
Kocca is a square wall-mounted fixture with a pared-down design for outdoor use. It offers 1, 2, 3 and 4 beam options in two sizes and wattages. It can be coordinated with the Linear line of bollards.



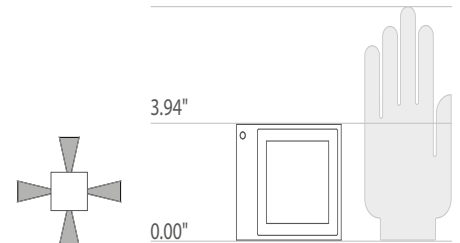
TECHNICAL DATA

Wattage / Input	13W (120VAC)
Power Supply	Integral
Construction	Body: Die-cast Aluminum Alloy EN AB 47100 Lens: Serigraphed, tempered, transparent extra-clear glass
CCT	2700K, 3000K, 4000K
CRI	>80
Delivered Lumens	119 lm per beam (3000K, 70°)
Efficacy	11.9 lm/W per beam (3000K, 70°)
Optics	3 Standard (see below)
Finishes	4 Standard, Custom RAL (see below)
Fixture Dimensions	4.72" l x 3.94" w x 3.94" h
Fixture Weight	3.31 lbs
LED Source	4 Power LEDs
Lumen Maintenance	L90, B10 >50,000hrs (Ta 25°C)
Color Consistency	1/4 ANSI BIN
Operating Temp.	-4°F to +113°F
IP Rating	IP65
IK Rating	IK07

Fixture Dimensions



7.87"



ORDERING INFORMATION

Example: KA14105KE.

KA1410			
Model No.	CCT	Optics	Finish
KA1410	F - 2700K 5 - 3000K 9 - 4000K	W - Asymmetrical 10° K - Asymmetrical 70° A - Asymmetrical 140°	E - White F - Gray H - Anthracite T - Corten C - Custom RAL (consult factory for "C")

Job Name/Date:

Fixture Type Designation:

PHOTOMETRIC DATA

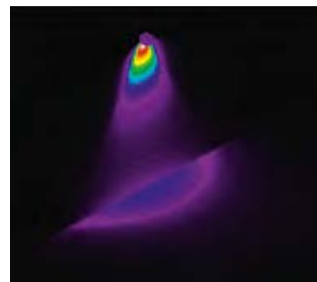
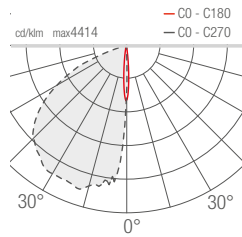
Note all Photometry is 3000K

Per beam



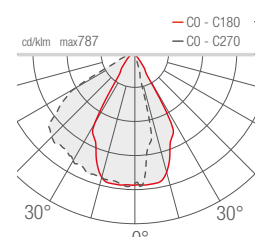
h 78.74"

W - Asymmetrical 10°



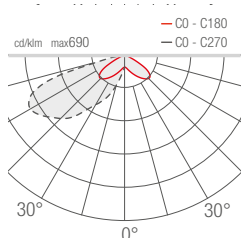
h 78.74"

K - Asymmetrical 70°



h 78.74"

A - Asymmetrical 140°



Illuminance pseudo colors



Job Name/Date:

Fixture Type Designation: