

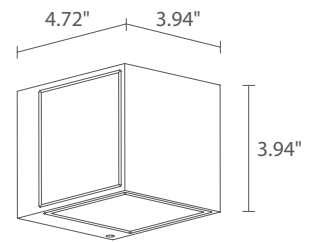
Kocca is a square wall-mounted fixture with a pared-down design for outdoor use. It offers 1, 2, 3 and 4 beam options in two sizes and wattages. It can be coordinated with the Linear line of bollards.



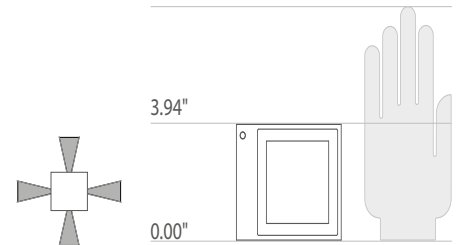
## TECHNICAL DATA

<b>Wattage / Input</b>	13W (120VAC)
<b>Power Supply</b>	Integral
<b>Construction</b>	Body: Die-cast Aluminum Alloy EN AB 47100 Lens: Serigraphed, tempered, transparent extra-clear glass
<b>CCT</b>	2700K, 3000K, 4000K
<b>CRI</b>	>80
<b>BUG Rating</b>	B0-U3-G1 (3000K)
<b>Delivered Lumens</b>	119 lm per beam (3000K, 70°)
<b>Efficacy</b>	11.9 lm/W per beam (3000K, 70°)
<b>Optics</b>	3 Standard (see below)
<b>Finishes</b>	4 Standard, Custom RAL (see below)
<b>Fixture Dimensions</b>	4.72" l x 3.94" w x 3.94" h
<b>Fixture Weight</b>	3.31 lbs
<b>LED Source</b>	4 Power LEDs
<b>Lumen Maintenance</b>	L90, B10 >50,000hrs (Ta 25°C)
<b>Color Consistency</b>	1/4 ANSI BIN
<b>Operating Temp.</b>	-4°F to +113°F
<b>IP Rating</b>	IP65
<b>IK Rating</b>	IK07

Fixture Dimensions



7.87"



## ORDERING INFORMATION

Example: KA14105KE.

KA1410			
Model No.	CCT	Optics	Finish
KA1410	F - 2700K 5 - 3000K 9 - 4000K	W - Asymmetrical 10° K - Asymmetrical 70° A - Asymmetrical 140°	E - White F - Gray H - Anthracite T - Corten C - Custom RAL (consult factory for "C")

Job Name/Date:

Fixture Type Designation:

## PHOTOMETRIC DATA

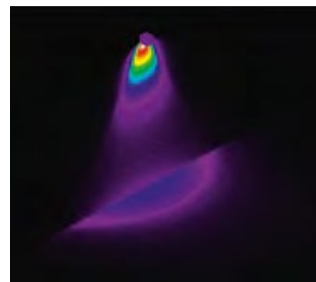
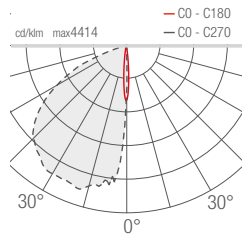
Note all Photometry is 3000K

### Per beam




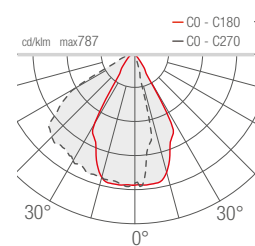
h 78.74"

#### W - Asymmetrical 10°



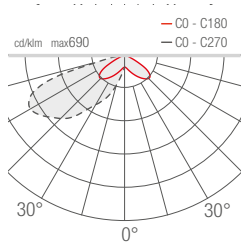
h 78.74"

#### K - Asymmetrical 70°

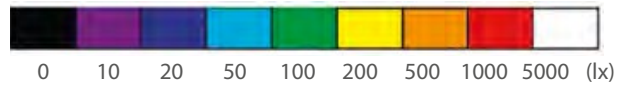


h 78.74"

#### A - Asymmetrical 140°



#### Illuminance pseudo colors



Job Name/Date:

Fixture Type Designation: