

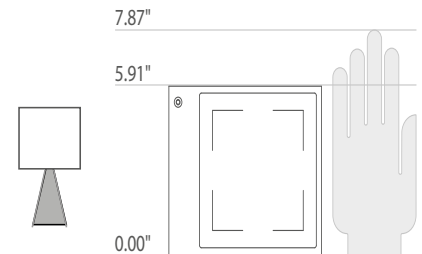
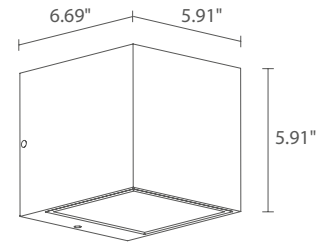
Kocca is a square wall-mounted fixture with a pared-down design for outdoor use. It offers 1, 2, 3 and 4 beam options in two sizes and wattages. It can be coordinated with the Linear line of bollards.



TECHNICAL DATA

Wattage / Input	12W, 18W (120VAC)
Power Supply	Integral
Construction	Body: Die-cast Aluminum Alloy EN AB 47100 Lens: Serigraphed, tempered extra-clear glass
CCT	2700K, 3000K, 4000K
CRI	>80
Delivered Lumens	631 lm (3000K, 12W, 30°) 441 lm (3000K, 12W, Diffuse) 1137 lm (3000K, 18W, 30°)
Efficacy	52.6 lm/W (3000K, 12W, 30°) 36.8 lm/W (3000K, 12W, Diffuse) 63.2 lm/W (3000K, 18W, 30°)
Optics	4 Standard (see below)
Finishes	4 Standard, Custom RAL (see below)
Fixture Dimensions	6.69" l x 5.91" w x 5.91" h
Fixture Weight	6.61 lbs
LED Source	5 Power LEDs (12W) 9 Power LEDs (18W)
Lumen Maintenance	L80 >50,000hrs (Ta 25°C)
Color Consistency	1/4 ANSI BIN
Operating Temp.	-4°F to +113°F
IP Rating	IP65
Impact Rating	IK06

Fixture Dimensions



ORDERING INFORMATION


Example: KA31105SE. Accessories ordered separately.

KA311				
Model No.	Wattage	CCT	Optics	Finish
KA311	0 - 12W 1 - 18W	F - 2700K 5 - 3000K 9 - 4000K	T - 7° S - 10° F - 30° D - Diffuse (12W only)	E - White F - Gray H - Anthracite T - Corten C - Custom RAL (consult factory for "C")

Job Name/Date:

Fixture Type Designation:

ACCESSORIES Installation



WD0400__ Spacer


For spacer include one of the below finishes:

- E** - White
- F** - Gray
- H** - Anthracite
- T** - Cor-ten
- C** - Custom RAL


PHOTOMETRIC DATA

Note all Photometry is 3000K

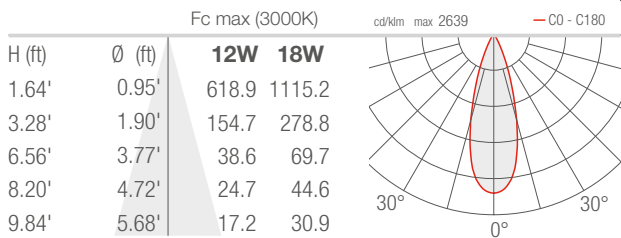
T - 7°



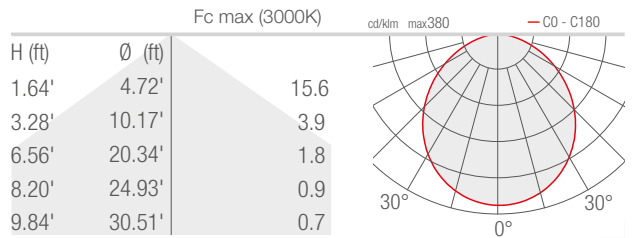
S - 10°



F - 30°



D - Diffuse



Job Name/Date:

Fixture Type Designation: