

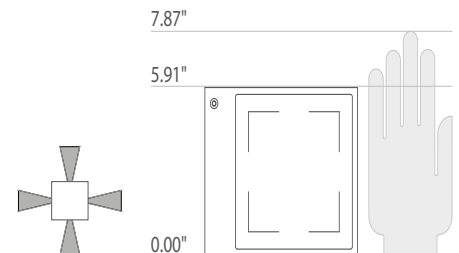
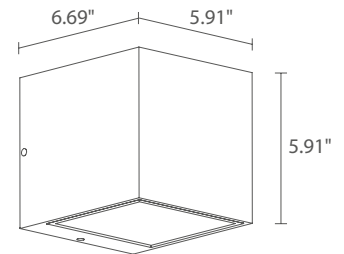
Kocca is a square wall-mounted fixture with a pared-down design for outdoor use. It offers 1, 2, 3 and 4 beam options in two sizes and wattages. It can be coordinated with the Linear line of bollards.



## TECHNICAL DATA

<b>Wattage / Input</b>	30W (Diffuse only), 40W (120VAC)
<b>Power Supply</b>	Integral
<b>Construction</b>	Body: Die-cast aluminum alloy EN AB 47100 Lens: Serigraphed, tempered extra-clear glass
<b>CCT</b>	2700K, 3000K, 4000K
<b>CRI</b>	>80
<b>Delivered Lumens</b>	441 lm per beam (3000K, 30W, Diffuse) 631 lm per beam (3000K, 40W, 30°)
<b>Efficacy</b>	14.7 lm/W per beam (3000K, 30W, Diffuse) 15.8 lm/W per beam (3000K, 40W, 30°)
<b>Optics</b>	4 Standard (see below)
<b>Finishes</b>	4 Standard, Custom RAL (see below)
<b>Fixture Dimensions</b>	6.69" l x 5.91" w x 5.91" h
<b>Fixture Weight</b>	8.82 lbs
<b>LED Source</b>	Power LED Matrix (30W) 20 (5+5+5+5) Power LEDs (40W)
<b>Lumen Maintenance</b>	L80 >50,000hrs (Ta 25°C)
<b>Color Consistency</b>	1/4 ANSI BIN
<b>Operating Temp.</b>	-4°F to +113°F
<b>IP Rating</b>	IP65
<b>IK Rating</b>	IK06

Fixture Dimensions



## ORDERING INFORMATION

Example: KA3410FSE. Accessories ordered separately.


KA3410			
<b>Model No.</b>	<b>CCT</b>	<b>Optics</b>	<b>Finish</b>
KA3410	F - 2700K 5 - 3000K 9 - 4000K	T - 7° S - 10° F - 30° D - Diffuse (30W)	E - White F - Gray H - Anthracite T - Corten C - Custom RAL (consult factory for "C")

Job Name/Date:

Fixture Type Designation:

## ACCESSORIES

### Installation



**WD0400\_\_**  
Spacer

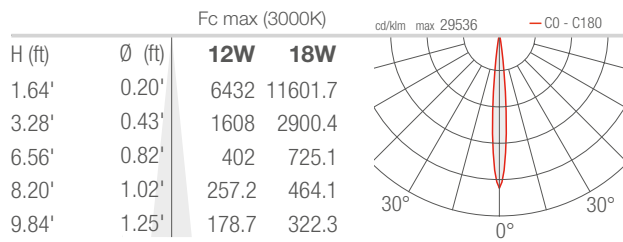
For spacer include one of the below finishes:

- E** - White
- F** - Gray
- H** - Anthracite
- T** - Cor-ten
- C** - Custom RAL


## PHOTOMETRIC DATA

Note all Photometry is 3000K, per beam

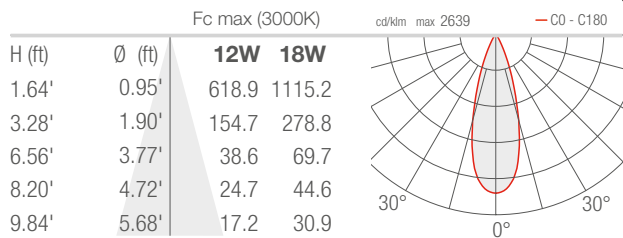
### T - 7°



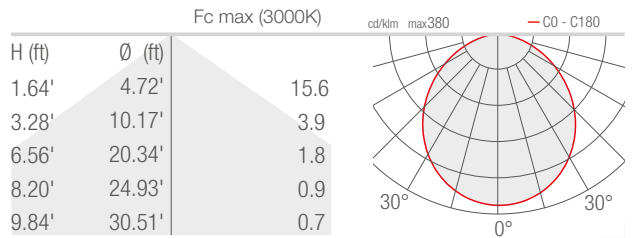
### S - 10°



### F - 30°



### D - Diffuse



Job Name/Date:

Fixture Type Designation: