

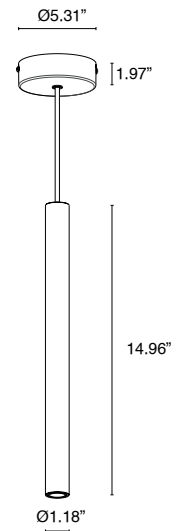
Kora is a surface-mounted pendant for ceiling applications. Available with multiple interior and exterior finishes, along with various color temperatures and optics.



## TECHNICAL DATA

<b>Wattage / Input</b>	3.5W (120VAC)
<b>Power Supply</b>	Integral Non-Dim
<b>Construction</b>	Body: Anticorodal Aluminum Ceiling Canopy: Steel Sheet Metal
<b>CCT</b>	2700K, 3000K, 4000K
<b>CRI</b>	>80
<b>Delivered Lumens</b>	120 lm (3000K, 35°)
<b>Efficacy</b>	34.3 lm/W (3000K, 35°)
<b>Optics</b>	18°, 35°
<b>Finishes</b>	7 Standard, Custom RAL (see below)
<b>Fixture Dimensions</b>	Ø1.18" x 14.96" h
<b>Fixture Weight</b>	1.50 lbs
<b>LED Source</b>	1 Power LED
<b>Lumen Maintenance</b>	L90, B10 >50,000hrs (Ta 25°C)
<b>Color Consistency</b>	1/4 ANSI BIN
<b>Operating Temp.</b>	-4°F to +113°F
<b>IP Rating</b>	IP40

Fixture Dimensions



## ORDERING INFORMATION

Example: KR101010FMC.

KR101010			
Model No.	CCT	Optics	Finish - Exterior (Interior)
KR101010	F - 2700K 5 - 3000K 9 - 4000K	S - 18° M - 35°	B - White (Silver Interior) C - Chrome (Silver Interior) N - Black (Golden Interior) 1 - Pure Orange (Golden Interior) 2 - Reseda Green (Silver Interior) 3 - Capri Blue (Silver Interior) 4 - Light Ivory (Silver Interior) CR - Custom RAL (Consult factory for "CR")

Job Name/Date:

Fixture Type Designation:

## STANDARD FINISHES



White



Chrome



Black



Pure orange



Reseda green



Capri blue

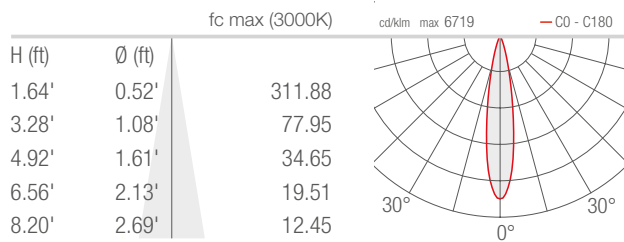


Light ivory

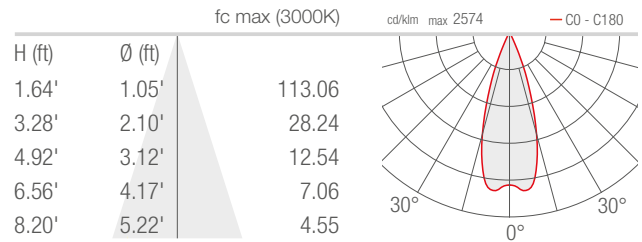
## PHOTOMETRIC DATA

Note all Photometry is 3000K

### S - 18°



### M - 35°



Job Name/Date:

Fixture Type Designation: