

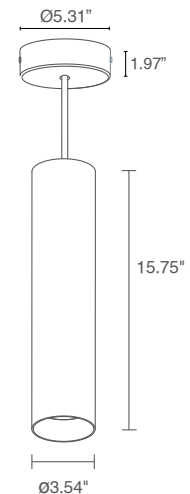
Kora is a surface-mounted pendant for ceiling applications. Available with multiple interior and exterior finishes, along with various color temperatures and optics.



TECHNICAL DATA

Wattage / Input	21W (120VAC)
Power Supply	Integral Non-Dim
Construction	Body: Anticorodal Aluminum Ceiling Canopy: Steel Sheet Metal Lens: Plexiglass
CCT	2700K, 3000K, 4000K
CRI	>80
Delivered Lumens	1289 lm (3000K, 38°)
Efficacy	61.4 lm/W (3000K, 38°)
Optics	23°, 38°, 65°
Finishes	7 Standard, Custom RAL on request (4 Stage Marine Grade Finish)
Fixture Dimensions	Ø3.54" x 15.75" h
Fixture Weight	3.53 lbs
LED Source	1 Multichip Power LED
Lumen Maintenance	L80 >50,000hrs (Ta 25°C)
Color Consistency	3-Step MacAdam
Operating Temp.	32°F to +113°F
IP Rating	IP40

Fixture Dimensions



ORDERING INFORMATION

Example: KR3010FMC.

KR3010			
Model No.	CCT	Optics	Finish - Exterior (Interior)
KR3010	F - 2700K 5 - 3000K 9 - 4000K	S - 23° M - 38° L - 65°	B - White (Silver Interior) C - Chrome (Silver Interior) N - Black (Golden Interior) 1 - Pure Orange (Golden Interior) 2 - Reseda Green (Silver Interior) 3 - Capri Blue (Silver Interior) 4 - Light Ivory (Silver Interior) CR - Custom RAL (consult factory for "CR")

Job Name/Date:

Fixture Type Designation:

STANDARD FINISHES



White



Chrome



Black



Pure orange



Reseda green



Capri blue

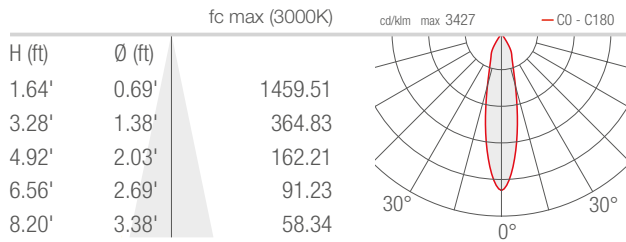


Light ivory

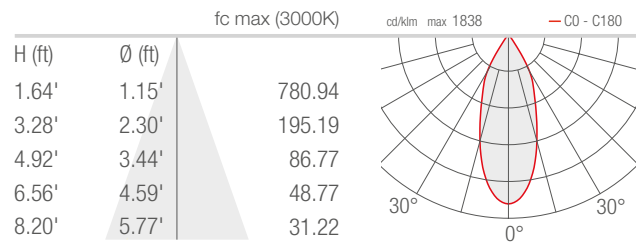
PHOTOMETRIC DATA

Note all Photometry is 3000K

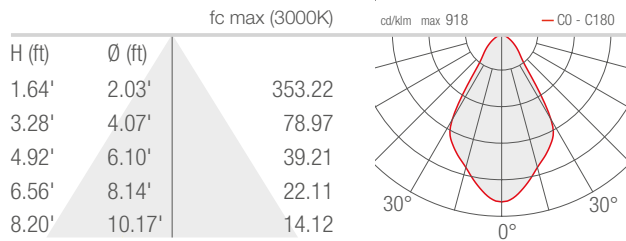
S - 23°



M - 38°



L - 65°



Job Name/Date:

Fixture Type Designation: