



PHANTOM CIRCLE


DESIGN: R&D

The balance of the living space is accentuated by the perfect luminous output light yield of PHANTOM CIRCLE: elegance, sinuosity, a circular design that integrates with the surrounding architecture, enhanced by the purity of its forms. The perfect solution for flooding the spaces with bright light.

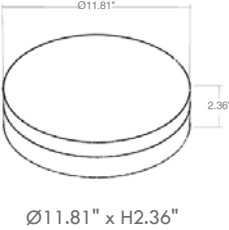
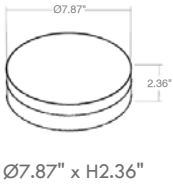
Form and dimensions interpret a precise function: to give light an important role, able to enhance naturally the peculiar features of the surface in which it is inserted. The accurate selection of materials is a guarantee of absolute quality in terms of homogeneousness and light transmission: a sure ally for a successful architectural project. ADA Compliant.

PHANTOM CIRCLE

DESIGN: R&D



Luminaire designed for wall and ceiling installation. Suitable for LED sources, it is composed of a body made of polyester powder coated aluminum sheet to ensure durability over time and maximum resistance against atmospheric agents. A specific transparent crystal-clear diffuser screen in PMMA, submitted to a processing treatment from solid, ensures a perfect uniformity of light distribution and performance. The screen is integral to the body through a special glue-sealant used in shipbuilding. The installation is allowed through a hidden installation plate in stainless steel sheet by hidden fixing screws. Protection degree IP65 of these luminaires is ensured by a special glue-sealant used in shipbuilding and appropriate waterproof cable gland system. It is equipped with a 1.64' long cable for connection to the 24VDC power supply line. ADA Compliant.



PHANTOM CIRCLE 1


code	lamp	lumens		
		2700K	3000K	4000K
LM01.104430	LED 4W	473	498	513

PHANTOM CIRCLE 2

code	lamp	lumens		
		2700K	3000K	4000K
LM01.104431	LED 7W	1023	1079	1113

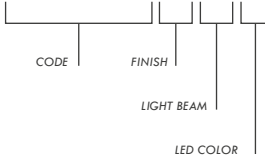
PHANTOM CIRCLE 3

code	lamp	lumens		
		2700K	3000K	4000K
LM01.104432	LED 11W	1496	1577	1626



EXAMPLE OF CODE COMPOSITION

LM01.104430.01.DI.BF.US



Light beam	
.DI	diffused
LED Color	
.BC	2700K
.BP	3000K
.BF	4000K

FINISH

color	code	color	code	color	code
	.01 / painted white		.02 / painted black		.03 / painted grey
	.04 / painted cor-ten		.11 / painted anthracite		



PHANTOM LINEAR

DESIGN: R&D

There is a precise path that leads to the realisation of every idea, to transform it into solutions that improve the quality of life, into luminaires that are present in our everyday life: PHANTOM LINEAR is a product designed for the absolute utility that it offers in architectural spaces, the synthesis of efficiency and elegance.

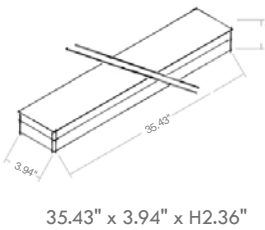
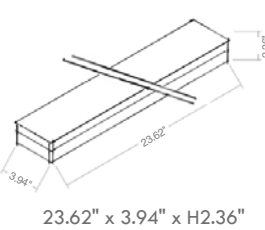
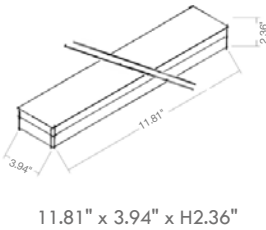
Lines of light that mark the boundaries of spaces, creating precise paths rich in charm: the variety of powers and formats suggests an infinite range of solutions within the architectural project, guaranteeing a wide range of choices that are flexible to the needs of the project. Resistance to the action of atmospheric agents and wear and tear is a precious ally for yield in terms of quality and light transmission, guaranteeing a successful and aesthetically unique result. ADA Compliant.

PHANTOM LINEAR

DESIGN: R&D



Luminaire designed for wall and ceiling installation. Suitable for LED sources, it is composed of a body made of polyester powder coated aluminum sheet to ensure durability over time and maximum resistance against atmospheric agents. A specific transparent crystal-clear diffuser screen in PMMA, submitted to a processing treatment from solid, ensures a perfect uniformity of light distribution and performance. The screen is integral to the body through a special glue-sealant used in shipbuilding. The installation is allowed through a hidden installation plate in stainless steel sheet by hidden fixing screws. Protection degree IP65 of these luminaires is ensured by a special glue-sealant used in shipbuilding and appropriate waterproof cable gland system. It is equipped with a 1.64' long cable for connection to the 24VDC power supply line. ADA Compliant.



PHANTOM LINEAR 1


code	lamp	lumens		
		2700K	3000K	4000K
LM01.104458	LED 6.5W	945	996	1027

PHANTOM LINEAR 2

code	lamp	lumens		
		2700K	3000K	4000K
LM01.104459	LED 13W	1890	1992	2054

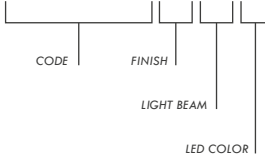
PHANTOM LINEAR 3

code	lamp	lumens		
		2700K	3000K	4000K
LM01.104460	LED 19.5W	2835	2988	3082



EXAMPLE OF CODE COMPOSITION

LM01.104458.01.DI.BF.US



Light beam	
.DI	diffused
LED Color	
.BC	2700K
.BP	3000K
.BF	4000K

FINISH

color	code	color	code	color	code
	.01 / painted white		.02 / painted black		.03 / painted grey
	.04 / painted cor-ten		.11 / painted anthracite		



PHANTOM RECTANGLE

DESIGN: R&D

PHANTOM RECTANGLE is modularity, linearity and symmetry in a luminaire that emphasises the detail, by providing spaces with new design solutions. The light beam embraces and gives expression to the surfaces it lights, in a play of transparencies that communicate discretion and elegance.

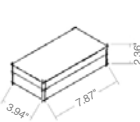
Different formats for a unique, effective and high-performance luminous output: mosaics of light give back to spaces new and unexpected uses, giving added value to the living environments. When light blends with design something unique and extraordinary happens. Phantom Rectangle is the expression of a decorative minimalism which, at the same time, strengthens the perception of the details that characterize spaces, with delicate intensity. ADA Compliant.

PHANTOM RECTANGLE

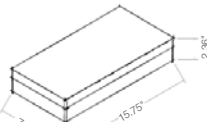
DESIGN: R&D



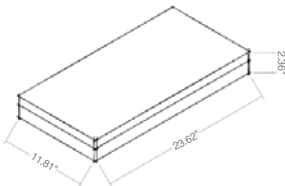
Luminaire designed for wall and ceiling installation. Suitable for LED sources, it is composed of a body made of polyester powder coated aluminum sheet to ensure durability over time and maximum resistance against atmospheric agents. A specific transparent crystal-clear diffuser screen in PMMA, submitted to a processing treatment from solid, ensures a perfect uniformity of light distribution and performance. The screen is integral to the body through a special glue-sealant used in shipbuilding. The installation is allowed through a hidden installation plate in stainless steel sheet by hidden fixing screws. Protection degree IP65 of these luminaires is ensured by a special glue-sealant used in shipbuilding and appropriate waterproof cable gland system. It is equipped with a 1.64' long cable for connection to the 24VDC power supply line. ADA Compliant.



3.94" x 7.87" x H2.36"



7.87" x 15.75" x H2.36"



11.81" x 23.62" x H2.36"

PHANTOM RECTANGLE 1


code	lamp	lumens		
		2700K	3000K	4000K
LM01.104452	LED 4.5W	630	664	689

PHANTOM RECTANGLE 2

code	lamp	lumens		
		2700K	3000K	4000K
LM01.104453	LED 13W	1890	1992	2054

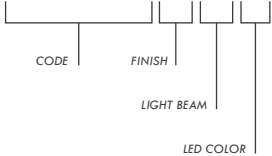
PHANTOM RECTANGLE 3

code	lamp	lumens		
		2700K	3000K	4000K
LM01.104454	LED 19.5W	2835	2988	3082



EXAMPLE OF CODE COMPOSITION

LM01.104452.01.DI.BF.US



Light beam	
.DI	diffused
LED Color	
.BC	2700K
.BP	3000K
.BF	4000K

FINISH

color	code	color	code	color	code
	.01 / painted white		.02 / painted black		.03 / painted grey
	.04 / painted cor-ten		.11 / painted anthracite		



PHANTOM SQUARE

DESIGN: R&D

Regularity and precision, efficiency and uniqueness: when a luminaire perfectly satisfies the architectural needs imposed by the space, the light transforms into an element of dynamicity and life. Thanks to a play of transparency, PHANTOM SQUARE illuminates the spaces, with simple discretion and uniformity.

Linear, essential, unique in its simple elegance: a design able to satisfy any need, guarantee that the beauty of the light is always protected from the aggression of atmospheric agents and the passing of time. Excellent performances and multidimensional shapes, for a homogeneous and uniform effect, with the aim to guarantee always the perfect harmony of a light project. ADA Compliant.

PHANTOM SQUARE

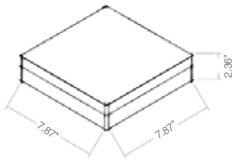
DESIGN: R&D



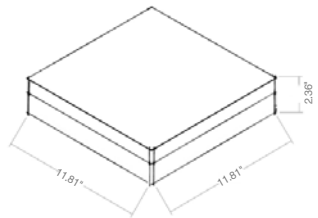
Luminaire designed for wall and ceiling installation. Suitable for LED sources, it is composed of a body made of polyester powder coated aluminum sheet to ensure durability over time and maximum resistance against atmospheric agents. A specific transparent crystal-clear diffuser screen in PMMA, submitted to a processing treatment from solid, ensures a perfect uniformity of light distribution and performance. The screen is integral to the body through a special glue-sealant used in shipbuilding. The installation is allowed through a hidden installation plate in stainless steel sheet by hidden fixing screws. Protection degree IP65 of these luminaires is ensured by a special glue-sealant used in shipbuilding and appropriate waterproof cable gland system. It is equipped with a 1.64' long cable for connection to the 24VDC power supply line. ADA Compliant.



3.94" x 3.94" x H2.36"



7.87" x 7.87" x H2.36"



11.81" x 11.81" x H2.36"

PHANTOM SQUARE 1


code	lamp	lumens		
		2700K	3000K	4000K
LM01.104446	LED 3W	393	415	428

PHANTOM SQUARE 2

code	lamp	lumens		
		2700K	3000K	4000K
LM01.104447	LED 9W	1260	1328	1370

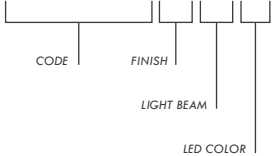
PHANTOM SQUARE 3

code	lamp	lumens		
		2700K	3000K	4000K
LM01.104448	LED 13W	1890	1992	2054



EXAMPLE OF CODE COMPOSITION

LM01.104446.01.DI.BF.US



Light beam	
.DI	diffused
LED Color	
.BC	2700K
.BP	3000K
.BF	4000K

FINISH

color	code	color	code	color	code
	.01 / painted white		.02 / painted black		.03 / painted grey
	.04 / painted cor-ten		.11 / painted anthracite		