

LAM PHANTOM CIRCLE


LAM Phantom Circle is a wall or ceiling mounted LED luminaire which delivers uniformity of light distribution and performance. It comes in 5 standard finishes and 3 sizes that can be used to create unique combinations on its own or with other Phantom shapes. **ADA compliant.**



Fixture Dimensions - See page 2

TECHNICAL DATA

Wattage / Input	4W, 7W, 11W
Power Supply	Remote, not included. Consult Factory.
Construction	Body: Aluminum Lens: Extra Clear Acrylic Cable Length: 1.64'
CCT	2700K, 3000K, 4000K
BUG Rating	B0-U2-G0
Delivered Lumens	498 lm (3000K - Phantom Circle 1) 1079 lm (3000K - Phantom Circle 2) 1577 lm (3000K - Phantom Circle 3)
Efficacy	124.5 lm/W (3000K - Circle 1) 154.1 lm/W (3000K - Circle 2) 143.4 lm/W (3000K - Circle 3)
Optics	Diffuse
Finishes	5 Standard, See Below
Fixture Dimensions	Ø3.9", Ø7.9", Ø11.8" x 2.4" h
Color Consistency	<3-Step MacAdam
IP Rating	IP65
Impact Resistance	IK07



ORDERING INFORMATION

Example: LM01.104431.US.02.DI.BP. Power supplies ordered separately.

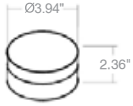
<input type="text"/>	<input type="text"/>	<input type="text" value="DI"/>	<input type="text"/>
Model No.	Finish	Optic	CCT
LM01.104430.US (Circle 1 - 4W)	01 - White	DI - Diffuse	BC - 2700K
LM01.104431.US (Circle 2 - 7W)	02 - Black		BP - 3000K
LM01.104432.US (Circle 3 - 11W)	03 - Gray		BF - 4000K
	04 - Cor-ten		
	11 - Anthracite		

Job Name/Date:

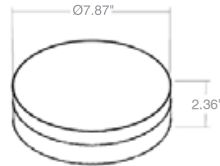
Fixture Type Designation:

LAM PHANTOM CIRCLE

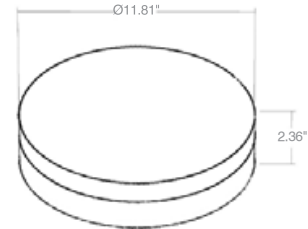
FIXTURE DIMENSIONS



Ø3.94" x H2.36"



Ø7.87" x H2.36"



Ø11.81" x H2.36"

SUGGESTED POWER SUPPLIES

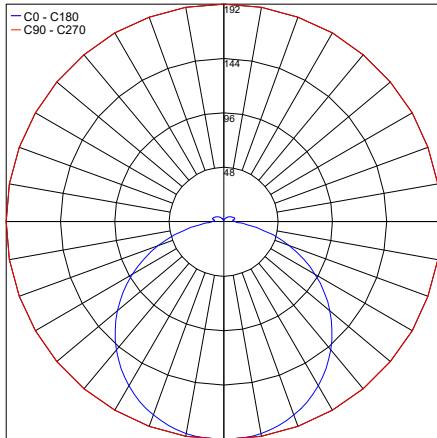
Consult Factory

PHOTOMETRIC DATA

Circle 1

Maximum Candela = 192.0

— C0 - C180
— C90 - C270

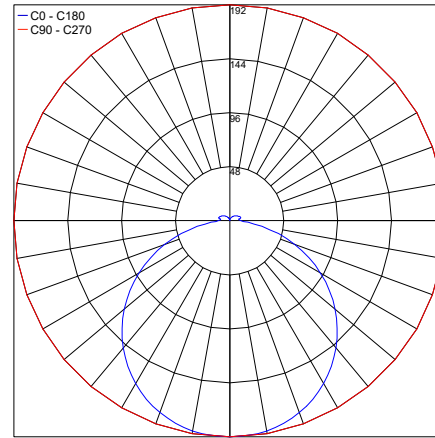


PHOTOMETRIC FILENAME : PHANTOM CIRCLE 1 LM01.104430.XX.DLXX 3.9IN.IES

Circle 2

Maximum Candela = 192.0

— C0 - C180
— C90 - C270

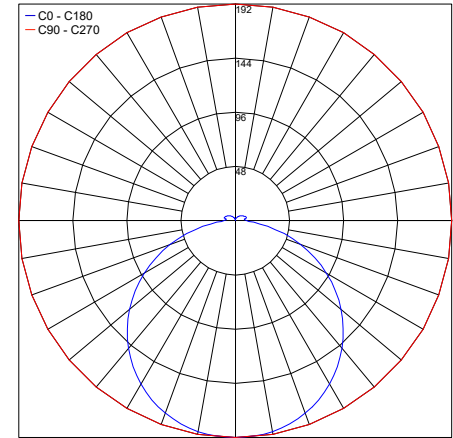


PHOTOMETRIC FILENAME : PHANTOM CIRCLE 2 LM01.104431.XX.DLXX 7.9IN.IES

Circle 3

Maximum Candela = 192.0

— C0 - C180
— C90 - C270



PHOTOMETRIC FILENAME : PHANTOM CIRCLE 3 LM01.104432.XX.DLXX 11.8IN.IES

Job Name/Date:

Fixture Type Designation: