

LAM PHANTOM CIRCLE



datasheet


LAM Phantom Circle is a wall or ceiling mounted LED luminaire which delivers uniformity of light distribution and performance. It comes in 5 standard finishes and 3 sizes that can be used to create unique combinations on its own or with other Phantom shapes. **ADA compliant.**



Fixture Dimensions - See page 2

TECHNICAL DATA

Wattage / Input	4W, 7W, 11W (24VDC)
Power Supply	Remote, not included. See page 2.
Construction	Body: Aluminum Lens: Extra Clear Acrylic Cable Length: 1.64'
CCT	2700K, 3000K, 4000K
BUG Rating	B0-U2-G0
Delivered Lumens	498 lm (3000K - Phantom Circle 1) 1079 lm (3000K - Phantom Circle 2) 1577 lm (3000K - Phantom Circle 3)
Efficacy	124.5 lm/W (3000K - Circle 1) 154.1 lm/W (3000K - Circle 2) 143.4 lm/W (3000K - Circle 3)
Optics	Diffuse
Finishes	5 Standard, See Below
Fixture Dimensions	Ø3.9", Ø7.9", Ø11.8" x 2.4" h
Color Consistency	<3-Step MacAdam
IP Rating	IP65
Impact Resistance	IK07



ORDERING INFORMATION

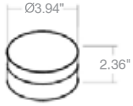
Example: LM01.104431.US.02.DI.BP. Power supplies ordered separately.

<input type="text"/>	<input type="text"/>	<input type="text" value="DI"/>	<input type="text"/>
Model No.	Finish	Optic	CCT
LM01.104430.US (Circle 1 - 4W)	01 - White	DI - Diffuse	BC - 2700K
LM01.104431.US (Circle 2 - 7W)	02 - Black		BP - 3000K
LM01.104432.US (Circle 3 - 11W)	03 - Gray		BF - 4000K
	04 - Cor-ten		
	11 - Anthracite		

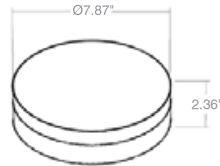
Job Name/Date:

Fixture Type Designation:

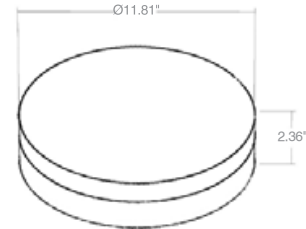
FIXTURE DIMENSIONS



Ø3.94" x H2.36"



Ø7.87" x H2.36"



Ø11.81" x H2.36"

SUGGESTED POWER SUPPLIES

24VDC

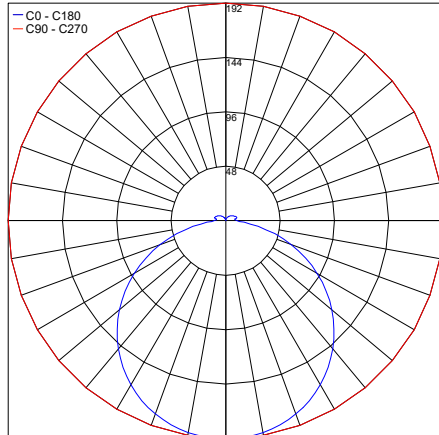
Part Number	Description	Input/Output	# of Fixtures		
			Cir. 1	Cir. 2	Cir. 3
PPLT00128	Non-Dim	120VAC to 24VDC, 6W, Class 2, IP65	1-1	—	—
PPLT00155	Non-Dim	120VAC to 24VDC, 30W, Class 2	1-6	1-3	1-2
PPLT00157	Non-Dim	120VAC to 24VDC, 60W, Class 2	1-12	1-6	1-4
PPLT00599	ELV/TRIAC & 0-10V Dimming (100-0%)	120-277VAC to 24VDC, 60W, Class 2	1-19	1-10	1-6
PPLT00158	Non-Dim	120VAC to 24VDC, 100W, Class 2	1-20	1-11	1-7
PPLT00543	0-10V Dimming to 15% (-40°C / -40°F cold weather start)	120-277VAC to 24VDC, 100W, Class 2	1-20	1-11	1-7

For other power supply options consult factory.

PHOTOMETRIC DATA

Circle 1

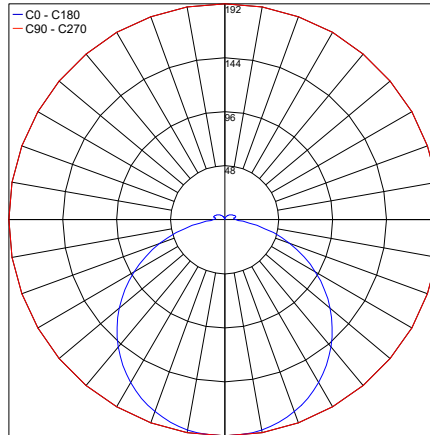
Maximum Candela = 192.0



PHOTOMETRIC FILENAME : PHANTOM CIRCLE 1 LM01.104430.XX.DI.XX 3.9IN.JES

Circle 2

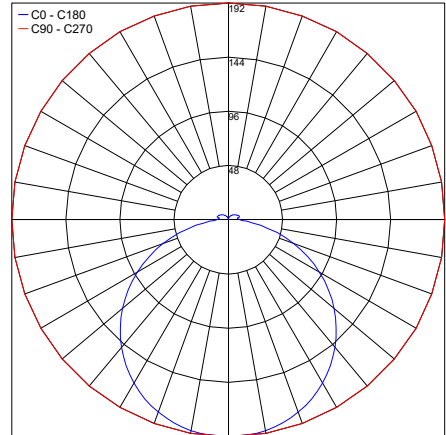
Maximum Candela = 192.0



PHOTOMETRIC FILENAME : PHANTOM CIRCLE 2 LM01.104431.XX.DI.XX 7.9IN.JES

Circle 3

Maximum Candela = 192.0



PHOTOMETRIC FILENAME : PHANTOM CIRCLE 3 LM01.104432.XX.DI.XX 11.8IN.JES

Job Name/Date:

Fixture Type Designation: