

# LAM PHANTOM LINEAR


LAM Phantom Linear is a wall or ceiling mounted LED luminaire which delivers uniformity of light distribution and performance. It comes in 5 standard finishes and 3 sizes that can be used to create unique combinations on its own or with other Phantom shapes. **ADA compliant.**



Fixture Dimensions - See page 2

## TECHNICAL DATA

<b>Wattage / Input</b>	6.5W, 13W, 19.5W
<b>Power Supply</b>	Remote, not included. Consult Factory.
<b>Construction</b>	Body: Aluminum Lens: Extra Clear Acrylic Cable Length: 1.64'
<b>CCT</b>	2700K, 3000K, 4000K
<b>BUG Rating</b>	B0-U2-G0
<b>Delivered Lumens</b>	996 lm (3000K - Phantom Linear 1) 1992 lm (3000K - Phantom Linear 2) 2988 lm (3000K - Phantom Linear 3)
<b>Efficacy</b>	153.2 lm/W (3000K - Linear 1) 153.2 lm/W (3000K - Linear 2) 153.2 lm/W (3000K - Linear 3)
<b>Optics</b>	Diffuse
<b>Finishes</b>	5 Standard, See Below
<b>Fixture Dimensions</b>	11.8", 23.6", 35.4" l w x 3.9" w x 2.4" h
<b>Color Consistency</b>	<3-Step MacAdam
<b>IP Rating</b>	IP65
<b>Impact Resistance</b>	IK07



## ORDERING INFORMATION

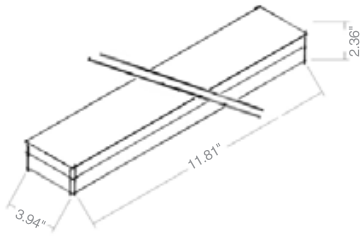
Example: LM01.104459.US.04.DI.BF.

<input type="text"/>	<input type="text"/>	<input type="text"/>	<input type="text"/>
<b>Model No.</b>	<b>Finish</b>	<b>Optic</b>	<b>CCT</b>
LM01.104458.US (Linear 1 - 6.5W)	01 - White	DI - Diffuse	BC - 2700K
LM01.104459.US (Linear 2 - 13W)	02 - Black		BP - 3000K
LM01.104460.US (Linear 3 - 19.5W)	03 - Gray		BF - 4000K
	04 - Cor-ten		
	11 - Anthracite		

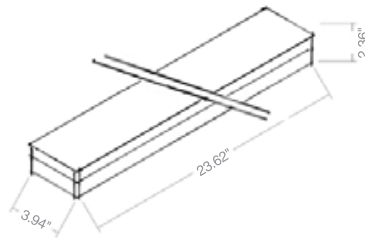
Job Name/Date:

Fixture Type Designation:

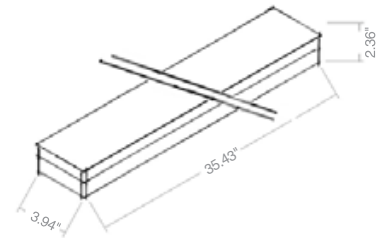
## FIXTURE DIMENSIONS



11.81" x 3.94" x H2.36"



23.62" x 3.94" x H2.36"



35.43" x 3.94" x H2.36"

## SUGGESTED POWER SUPPLIES

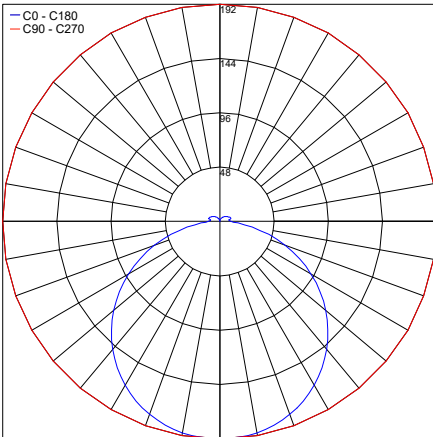
Consult Factory

## PHOTOMETRIC DATA

### Linear 1

Maximum Candela = 192.0

— C0 - C180  
— C90 - C270

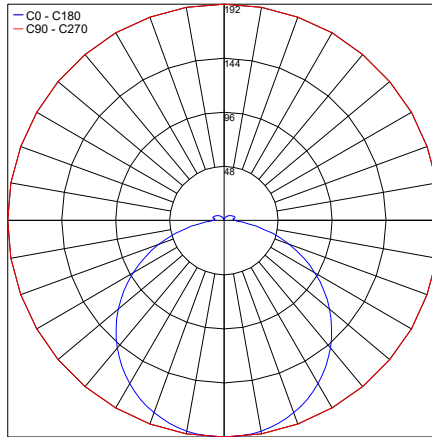


PHOTOMETRIC FILENAME : PHANTOM LINEAR 1 LM01.104458.XX.DL.XX 11.81N.IES

### Linear 2

Maximum Candela = 192.0

— C0 - C180  
— C90 - C270

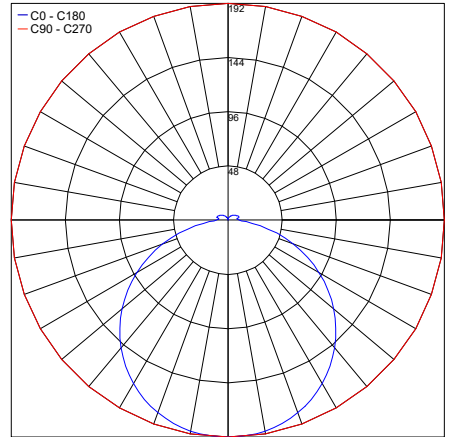


PHOTOMETRIC FILENAME : PHANTOM LINEAR 2 LM01.104459.XX.DL.XX 23.61N.IES

### Linear 3

Maximum Candela = 192.0

— C0 - C180  
— C90 - C270



PHOTOMETRIC FILENAME : PHANTOM LINEAR 3 LM01.104460.XX.DL.XX 35.41N.IES

Job Name/Date:

Fixture Type Designation: