

LAM PHANTOM RECTANGLE



datasheet


LAM Phantom Rectangle is a wall or ceiling mounted LED luminaire which delivers uniformity of light distribution and performance. It comes in 5 standard finishes and 3 sizes that can be used to create unique combinations on its own or with other Phantom shapes. **ADA compliant.**



Fixture Dimensions - See page 2

TECHNICAL DATA

Wattage / Input	4.5W, 13W, 19.5W (24VDC)
Power Supply	Remote, not included. See page 2.
Construction	Body: Aluminum Lens: Extra Clear Acrylic Cable Length: 1.64'
CCT	2700K, 3000K, 4000K
BUG Rating	B0-U2-G0
Delivered Lumens	664 lm (3000K - Phantom Rectangle 1) 1992 lm (3000K - Phantom Rectangle 2) 2988 lm (3000K - Phantom Rectangle 3)
Efficacy	147.6 lm/W (3000K - Rectangle 1) 153.2 lm/W (3000K - Rectangle 2) 153.2 lm/W (3000K - Rectangle 3)
Optics	Diffuse
Finishes	5 Standard, See Below
Fixture Dimensions	7.8" l x 3.9" w x 2.4" h (Rectangle 1) 15.6" l x 7.8" w x 2.4" h (Rectangle 2) 23.6" l x 11.8" w x 2.4" h (Rectangle 3)
Color Consistency	<3-Step MacAdam
IP Rating	IP65
Impact Resistance	IK07



ORDERING INFORMATION

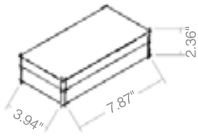
Example: LM01.104452.US.01.DI.BP.

		DI	
Model No.	Finish	Optic	CCT
LM01.104452.US (Rectangle 1 - 4.5W)	01 - White	DI - Diffuse	BC - 2700K
LM01.104453.US (Rectangle 2 - 13W)	02 - Black		BP - 3000K
LM01.104454.US (Rectangle 3 - 19.5W)	03 - Gray		BF - 4000K
	04 - Cor-ten		
	11 - Anthracite		

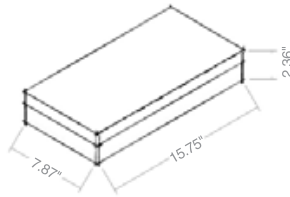
Job Name/Date:

Fixture Type Designation:

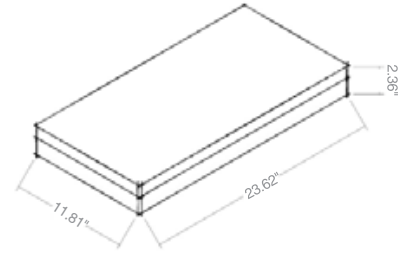
FIXTURE DIMENSIONS



3.94" x 7.87" x H2.36"



7.87" x 15.75" x H2.36"



11.81" x 23.62" x H2.36"

SUGGESTED POWER SUPPLIES

24VDC

Part Number	Description	Input/Output	# of Fixtures		
			Rec. 1	Rec. 2	Rec. 3
PPLT00128	Non-Dim	120VAC to 24VDC, 6W, Class 2, IP65	1-1	—	—
PPLT00481	Non-Dim	120-277VAC to 24VDC, 24W, Class 2	1-4	1-1	—
PPLT00155	Non-Dim	120VAC to 24VDC, 30W, Class 2	1-5	1-1	1-1
PPLT00157	Non-Dim	120VAC to 24VDC, 60W, Class 2	1-10	1-3	1-2
PPLT00599	ELV/TRIAC & 0-10V Dimming (100-0%)	120-277VAC to 24VDC, 60W, Class 2	1-17	1-5	1-3
PPLT00158	Non-Dim	120VAC to 24VDC, 100W, Class 2	1-17	1-6	1-4
PPLT00543	0-10V Dimming to 15% (-40°C / -40°F cold weather start)	120-277VAC to 24VDC, 100W, Class 2	1-17	1-6	1-4

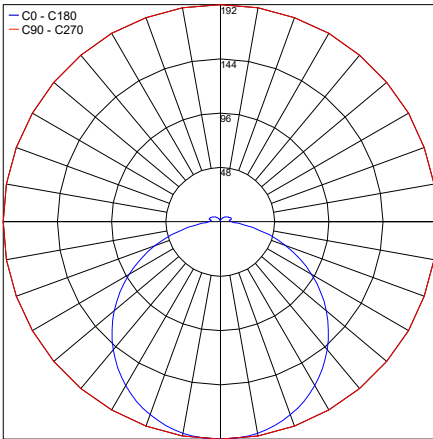
For other power supply options consult factory.

PHOTOMETRIC DATA

Rectangle 1

Maximum Candela = 192.0

— C0 - C180
— C90 - C270

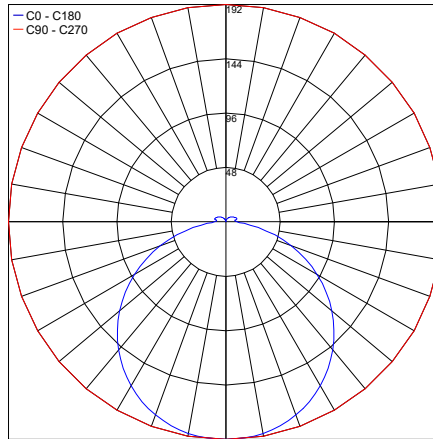


PHOTOMETRIC FILENAME : PHANTOM RECTANGLE 1 LM01.104452.XX.DI.XX 3.9X7.9IN.IES

Rectangle 2

Maximum Candela = 192.0

— C0 - C180
— C90 - C270

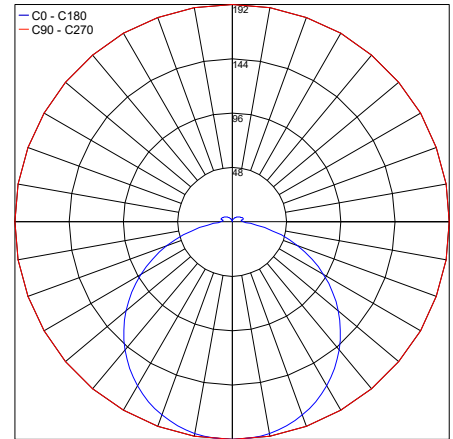


PHOTOMETRIC FILENAME : PHANTOM RECTANGLE 2 LM01.104453.XX.DI.XX 7.9X15.8IN.IES

Rectangle 3

Maximum Candela = 192.0

— C0 - C180
— C90 - C270



PHOTOMETRIC FILENAME : PHANTOM RECTANGLE 3 LM01.104454.XX.DI.XX 11.8X23.6IN.IES

Job Name/Date:

Fixture Type Designation: