

LM05 CONCRETE

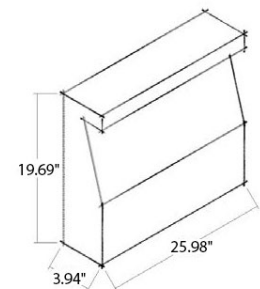
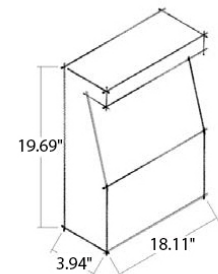
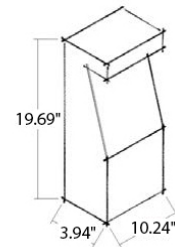
LM05 Concrete is a vandal-resistant, bollard made of safe, solid concrete, combined with excellent LED technology, that is a great solution for parks and gardens in public and private spaces. It is available in 3 different sizes, each in 2 color temperatures with diffused optics.



TECHNICAL DATA

Wattage / Input	4.8W - LM05 Concrete 1 9.6W - LM05 Concrete 2 14.4W - LM05 Concrete 3
Power Supply	Remote, not included. Consult Factory.
Construction	Frame: Stainless Steel Body: Concrete Lens: PMMA (Acrylic) Cable Length: 1.64'
CCT	3000K, 4000K
Delivered Lumens	588 lm (LM05 Concrete 1 - 3000K) 1176 lm (LM05 Concrete 2 - 3000K) 1764 lm (LM05 Concrete 3 - 3000K)
Efficacy	122.5 lm/W (3000K)
Optics	Diffused
Finishes	Cement
Fixture Dimensions	10.24" x 3.94" x 19.69" h (LM05 Concrete 1) 18.11" x 3.94" x 19.69" h (LM05 Concrete 2) 25.98" x 3.94" x 19.69" h (LM05 Concrete 3)
Color Consistency	<3-Step MacAdam
Fixture Weight	51.81 lbs (LM05 Concrete 1) 89.29 lbs (LM05 Concrete 2) 126.77 lbs (LM05 Concrete 3)
IP Rating	IP66
Impact Resistance	IK10

Fixture Dimensions



ORDERING INFORMATION

Example: LM05.101205.US.08.DI.BP. Accessories / Power Supplies ordered separately.

	08	DI	
Model No.	Finish	Optic	CCT
LM05.101205.US - Concrete 1	08 - Cement	DI - Diffuse	BP - 3000K
LM05.101206.US - Concrete 2			BF - 4000K
LM05.101207.US - Concrete 3			

Job Name/Date:

Fixture Type Designation:

SUGGESTED POWER SUPPLIES

Consult Factory

ACCESSORIES - Installation



LM20.101208 (Concrete 1 - 10.24" x 3.94" x 5.12" h)

LM20.101209 (Concrete 2 - 18.11" x 3.94" x 5.12" h)

LM20.101210 (Concrete 3 - 25.98" x 3.94" x 5.12" h)

Anchor Plate

Job Name/Date:

Fixture Type Designation: