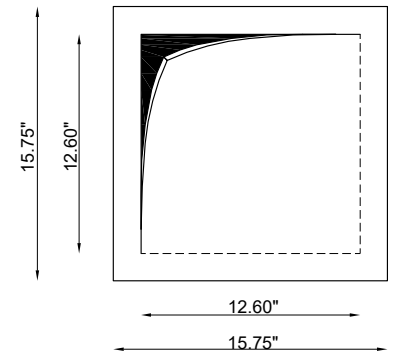


An elegant indoor semi-recessed LED fixture, Leaf is made of AirCoral® and installs horizontally or vertically on plasterboard, brick walls or ceilings. The product surface sinks into the wall and offers a wide beam light distribution.



Ceiling Cut-Out: 16.1" x 16.1"

Fixture Dimensions:
15.75" l x 15.75" w x 3.15" d



TECHNICAL DATA

Wattage / Input	6.5W (350mA)
Power Supply	Remote, not included. See page 2.
Construction	Body: AirCoral®
CCT	3000K (2700K, 4000K on request, consult factory)
CRI	>90
Delivered Lumens	312 lm (3000K)
Efficacy	48 lm/W (3000K)
Optics	120° wide beam
Finishes	Unfinished
Cut-Out Dimensions	16.1" x 16.1"
Fixture Dimensions	15.75" l x 15.75" w x 3.15" d
Fixture Weight	20.28 lbs
LED Source	LED Lamp
IP Rating	IP20

The body is made of AirCoral® a unique patented composite material that actually purifies the air. It can be calculated how many cubic feet each fixture will purify. See website for AirCoral® calculator.

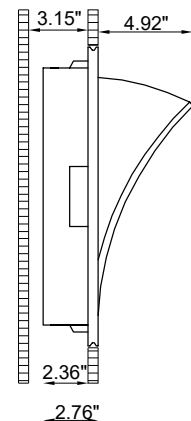
Additionally, AirCoral® is:

- Antibacterial.
- Antifungal.
- Scratch-resistant.
- Dust-resistant.
- Suitable for painting.
- LEED recognized material.

ORDERING INFORMATION

Example: BU2988.AC.US. Power Supplies ordered separately.

BU2988	.AC.US
Model No.	
BU2988 (3000K standard) (2700K, 4000K on request)	.AC.US - AirCoral



Job Name/Date:

Fixture Type Designation:

SUGGESTED POWER SUPPLIES

350mA

Part Number	Description	Input/Output	Fixtures
PPLT00468	Phase Dim (120V Only)	120VAC to 350mA 14W, Class 2	1-2
PPLT00480-P	0-10V Dimming to 1.0%	120-277VAC to 350mA, 30W, Class 2	1-3
PPLT00263	Leading / Trailing-Edge Dimming to 10% (120V only)	120-277VAC to 350mA, 32W, Class 2	2-2
PPLT00309-P	0-10V Dimming to 0.1%	120-277VAC to 350mA, 50W, Class 2	1-3
PPLT00538-P	0-10V Dimming to 0.1%	120-277VAC to 350mA, 100W, Class 2	1-12

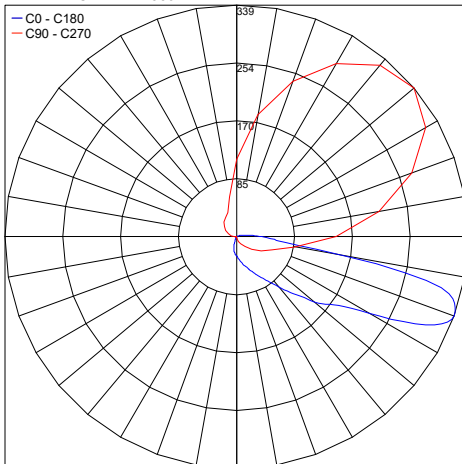
Suggested Lutron Compatible Drivers

Part Number	Option	Lutron SKU	Dim Range	Description	Input/Output	Fixtures
PPLT00247	L3DAE / L3DA3W	L3DA	100%-1%	Hi-Lume™ 1% EcoSystem™ or 1% 3-Wire LED Driver	120-277VAC, 7W	1-1
PPLT00516	L3DAE / L3DA3W	L3DA	100%-1%	Hi-Lume™ 1% EcoSystem™ or 1% 3-Wire LED Driver	120-277VAC, 13W	1-2
PPLT00179	L3DAE / L3DA3W	L3DA	100%-1%	Hi-Lume™ 1% EcoSystem™ or 1% 3-Wire LED Driver	120-277VAC , 19W	2-2

For other power supply options consult factory.

PHOTOMETRIC DATA

Maximum Candela = 339



Job Name/Date:

Fixture Type Designation: