

LINEAR 2.1

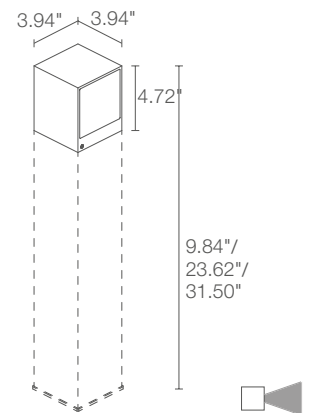
Linear are a series of bollards for outdoor use, available in different heights and ideal for gardens and small paths. Linear 2 features 1, 2, 3 and 4 beam options, asymmetric optics, and 3 standard finishes. Dark Sky compliant for output below 80°.

TECHNICAL DATA

Wattage / Input	4W, 8.5W (120VAC)
Power Supply	Integral
Construction	Body: Aluminum alloy EN AW 6060 Lens: Serigraphed, transparent and tempered extra-clear glass
CCT	2700K, 3000K, 4000K
CRI	>80
BUG Rating	B0-U1-G0
Delivered Lumens	100 lm (3000K, 4W) 284 lm (3000K, 8.5W) Dark Sky compliant, output below 80°
Efficacy	25 lm/W (3000K, 4W) 33.4 lm/W (3000K, 8.5W)
Optics	Asymmetrical
Finishes	3 Standard, Custom RAL (see below)
Fixture Dimensions	3.94" l x 3.94" w x 4.72" / 9.84" / 23.62" / 31.50" h
Fixture Weight	3.53 lbs, 4.41 lbs, 5.95 lbs, 6.83 lbs
LED Source	1 Power LED (4W) 1 High Intensity LED (8.5W)
Lumen Maintenance	L90, B10 >50,000hrs (Ta 25°C)
Color Consistency	1/4 ANSI BIN (4W) 3-Step MacAdam (8.5W)
Operating Temp.	-4°F to +113°F
IP Rating	IP65
IK Rating	IK07



Fixture Dimensions



ORDERING INFORMATION



Example: CL21105AF. Accessories ordered separately.

CL211			A	
Model No.	Wattage	CCT	Optics	Finish
CL211	0 - 4W 1 - 8.5W	F - 2700K 5 - 3000K 9 - 4000K	A - Asymmetrical	F - Gray H - Anthracite T - Corten C - Custom RAL (consult factory for "C")

Job Name/Date:

Fixture Type Designation:

ACCESSORIES Installation



WT000000
Plate for ground
installation

WT20_____

Column

*For column include one of the below
heights then choose a finish:*

- 250** - 9.84" **F** - Gray
- 600** - 23.62" **H** - Anthracite
- 800** - 31.50" **T** - Corten

Job Name/Date:

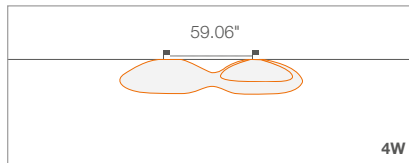
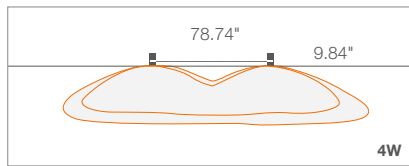
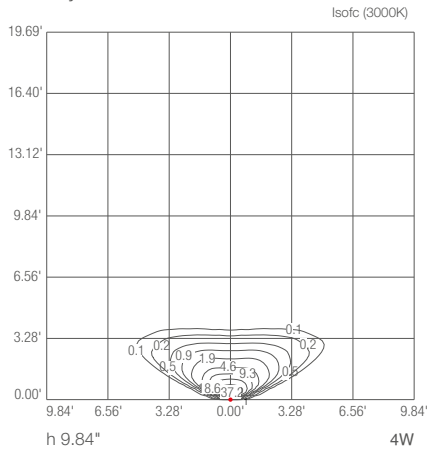
Fixture Type Designation:

PHOTOMETRIC DATA

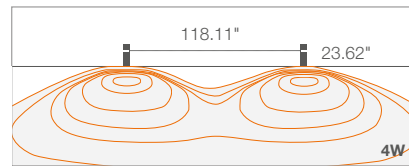
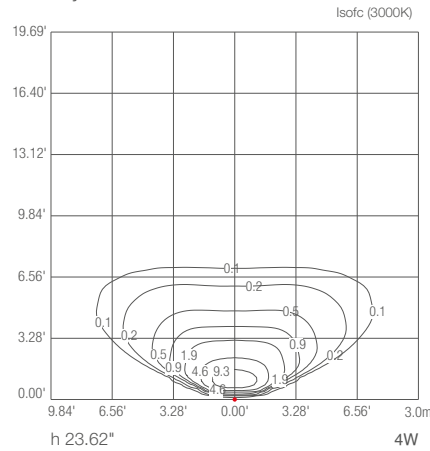
Note all Photometry is 3000K

4W

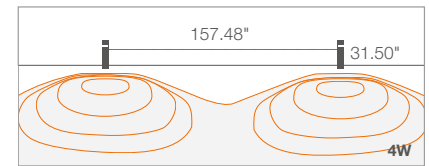
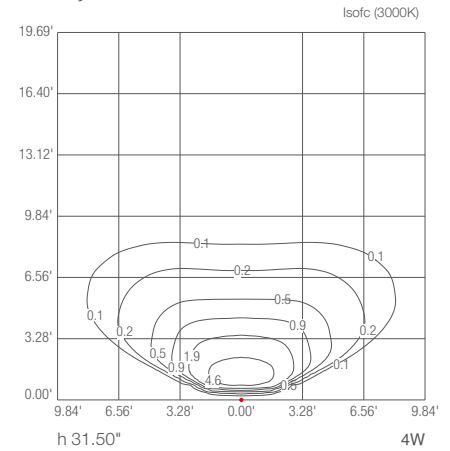
A - Asymmetrical



A - Asymmetrical



A - Asymmetrical



Job Name/Date:

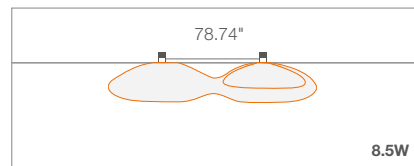
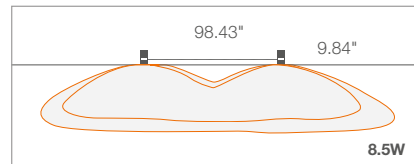
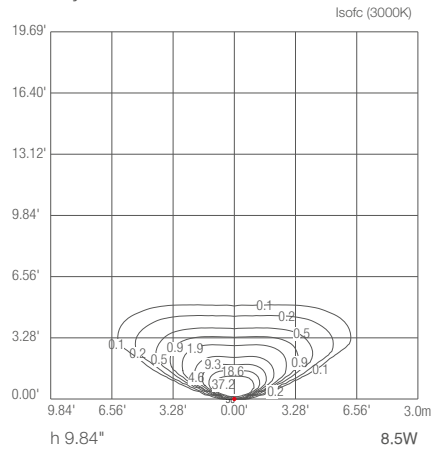
Fixture Type Designation:

PHOTOMETRIC DATA

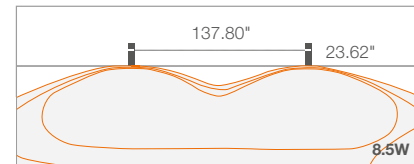
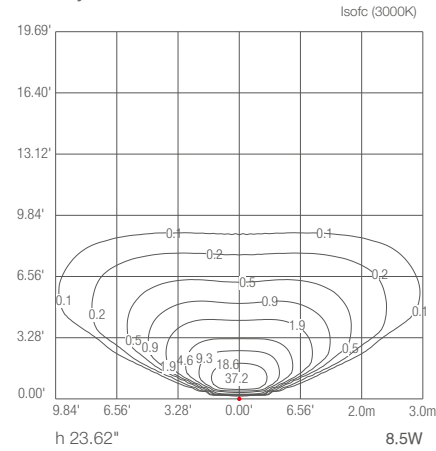
Note all Photometry is 3000K

8.5W

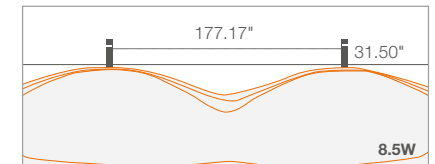
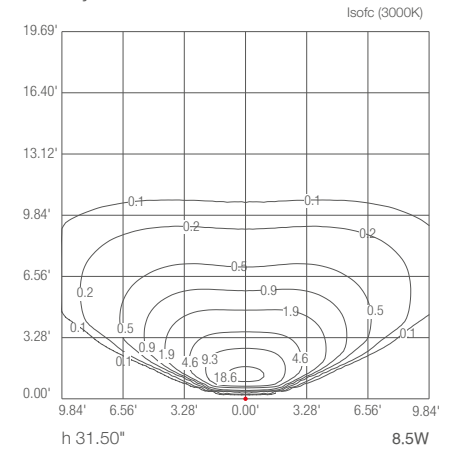
A - Asymmetrical



A - Asymmetrical



A - Asymmetrical



Job Name/Date:

Fixture Type Designation: