

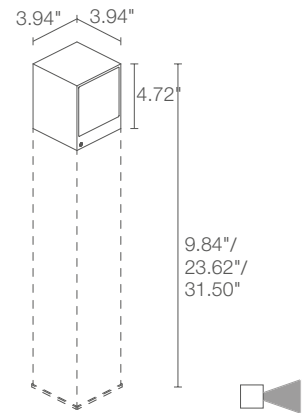
Linear are a series of bollards for outdoor use, available in different heights and ideal for gardens and small paths. Linear 2 features 1, 2, 3 and 4 beam options, asymmetric optics, and 3 standard finishes.



## TECHNICAL DATA

<b>Wattage / Input</b>	4W, 8.5W (120VAC)
<b>Power Supply</b>	Integral
<b>Construction</b>	Body: Aluminum alloy EN AW 6060 Lens: Serigraphed, transparent and tempered extra-clear glass
<b>CCT</b>	2700K, 3000K, 4000K
<b>CRI</b>	>80
<b>Delivered Lumens</b>	100 lm (3000K, 4W) 284 lm (3000K, 8.5W)
<b>Efficacy</b>	25 lm/W (3000K, 4W) 33.4 lm/W (3000K, 8.5W)
<b>Optics</b>	Asymmetrical
<b>Finishes</b>	3 Standard, Custom RAL (see below)
<b>Fixture Dimensions</b>	3.94" l x 3.94" w x 4.72" / 9.84" / 23.62" / 31.50" h
<b>Fixture Weight</b>	3.53 lbs, 4.41 lbs, 5.95 lbs, 6.83 lbs
<b>LED Source</b>	1 Power LED (4W) 1 High Intensity LED (8.5W)
<b>Lumen Maintenance</b>	L90, B10 >50,000hrs (Ta 25°C)
<b>Color Consistency</b>	1/4 ANSI BIN (4W) 3-Step MacAdam (8.5W)
<b>Operating Temp.</b>	-4°F to +113°F
<b>IP Rating</b>	IP65
<b>IK Rating</b>	IK07

Fixture Dimensions



## ORDERING INFORMATION



*Example: CL21105AF. Accessories ordered separately.*

CL211			A	
Model No.	Wattage	CCT	Optics	Finish
CL211	0 - 4W 1 - 8.5W	F - 2700K 5 - 3000K 9 - 4000K	A - Asymmetrical	F - Gray H - Anthracite T - Corten C - Custom RAL <i>(consult factory for "C")</i>

Job Name/Date:

Fixture Type Designation:

## ACCESSORIES Installation



**WT000000**  
Plate for ground  
installation

### **WT20**\_\_\_\_\_

Column

For column include one of the below  
heights then choose a finish:

- 250** - 9.84"    **F** - Gray
- 600** - 23.62"    **H** - Anthracite
- 800** - 31.50"    **T** - Corten

Job Name/Date:

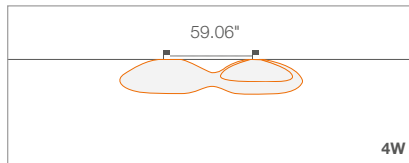
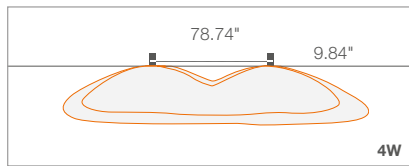
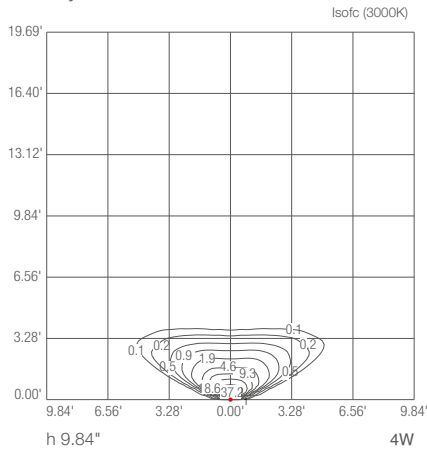
Fixture Type Designation:

## PHOTOMETRIC DATA

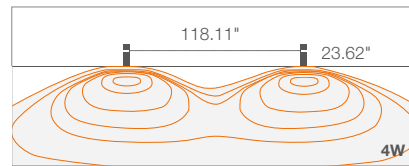
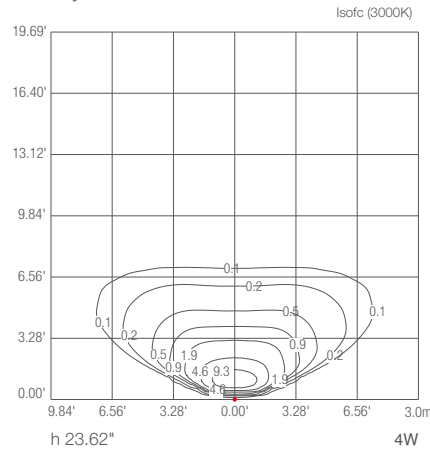
Note all Photometry is 3000K

### 4W

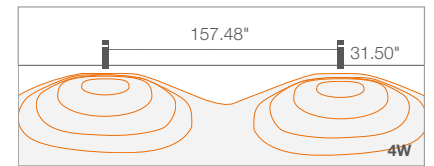
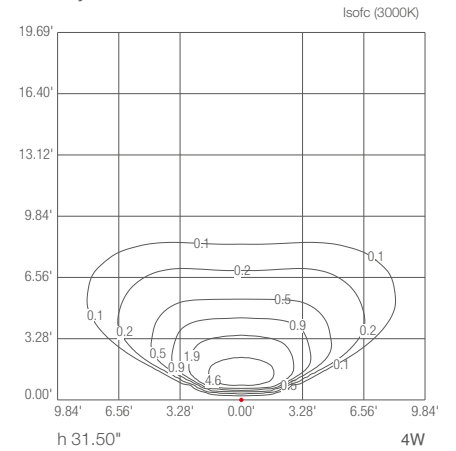
**A** - Asymmetrical



**A** - Asymmetrical



**A** - Asymmetrical



Job Name/Date:

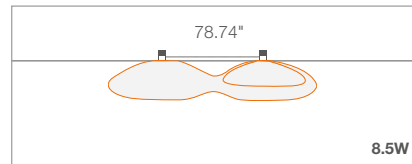
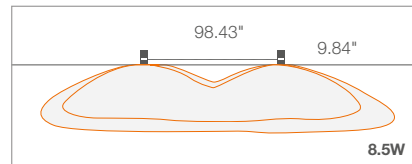
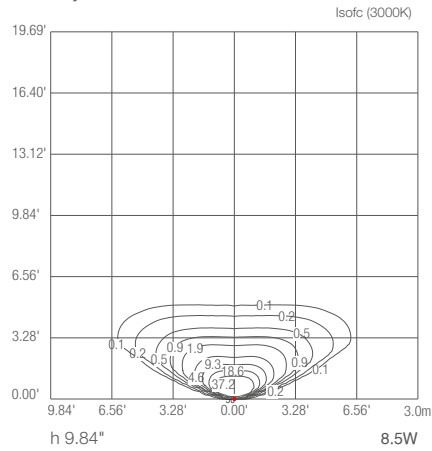
Fixture Type Designation:

## PHOTOMETRIC DATA

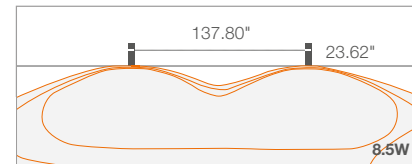
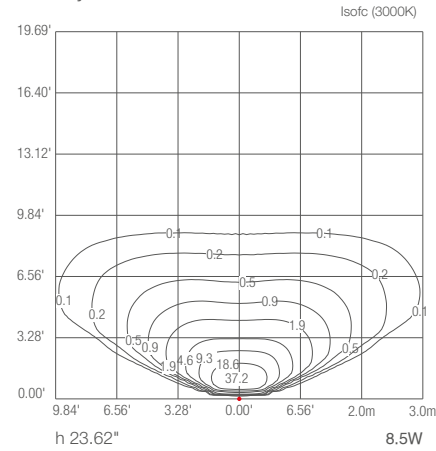
Note all Photometry is 3000K

### 8.5W

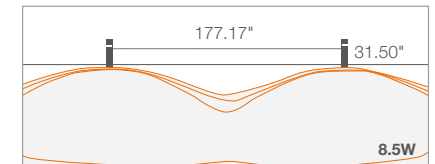
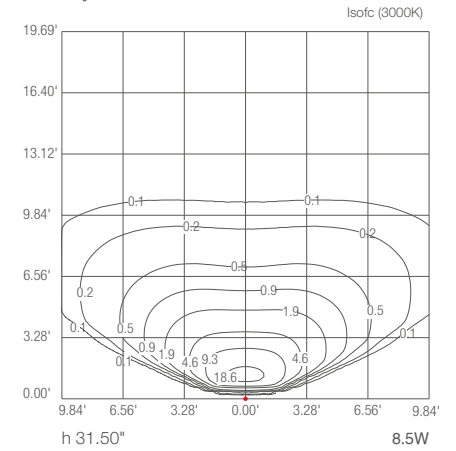
A - Asymmetrical



A - Asymmetrical



A - Asymmetrical



Job Name/Date:

Fixture Type Designation: