

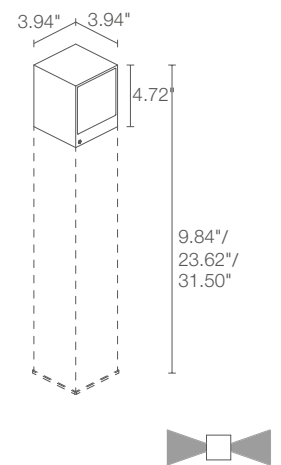
Linear are a series of bollards for outdoor use, available in different heights and ideal for gardens and small paths. Linear 2 features 1, 2, 3 and 4 beam options, asymmetric optics, and 3 standard finishes.



TECHNICAL DATA

Wattage / Input	7W, 15W (120VAC)
Power Supply	Integral
Construction	Body: Aluminum alloy EN AW 6060 Lens: Serigraphed, transparent and tempered extra-clear glass
CCT	2700K, 3000K, 4000K
CRI	>80
Delivered Lumens	100 lm per beam (3000K, 7W) 284 lm per beam (3000K, 15W)
Efficacy	25 lm/W per beam (3000K, 7W) 33.4 lm/W per beam (3000K, 15W)
Optics	Asymmetrical
Finishes	3 Standard, Custom RAL (see below)
Fixture Dimensions	3.94" l x 3.94" w x 4.72" / 9.84" / 23.62" / 31.50" h
Fixture Weight	3.53 lbs, 4.41 lbs, 5.95 lbs, 6.83 lbs
LED Source	2 Power LEDs (7W) 2 High Intensity LEDs (15W)
Lumen Maintenance	L90, B10 >50,000hrs (Ta 25°C)
Color Consistency	1/4 ANSI BIN (7W) 3-Step MacAdam (15W)
Operating Temp.	-4°F to +113°F
IP Rating	IP65
IK Rating	IK07

Fixture Dimensions



ORDERING INFORMATION


Example: CL22105AF. Accessories ordered separately.

CL221			A	
Model No.	Wattage	CCT	Optics	Finish
CL221	0 - 7W 1 - 15W	F - 2700K 5 - 3000K 9 - 4000K	A - Asymmetrical	F - Gray H - Anthracite T - Corten C - Custom RAL (consult factory for "C")

Job Name/Date:

Fixture Type Designation:

ACCESSORIES Installation



WT000000
Plate for ground
installation

WT20 _____

Column

*For column include one of the below
heights then choose a finish:*

250 - 9.84" **F** - Gray

600 - 23.62" **H** - Anthracite

800 - 31.50" **T** - Corten

Job Name/Date:

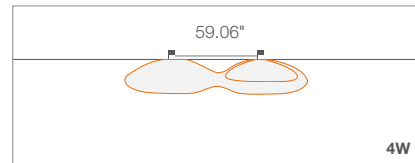
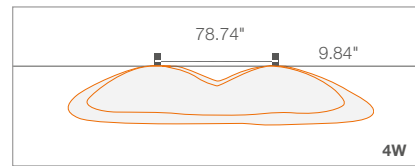
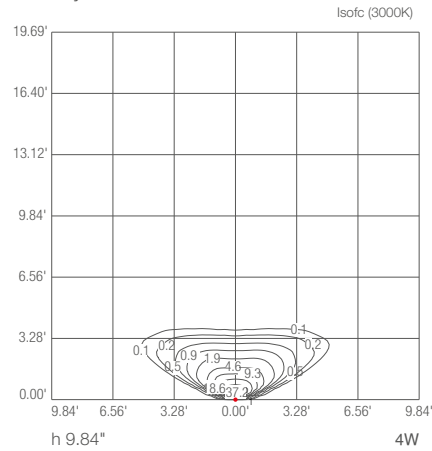
Fixture Type Designation:

PHOTOMETRIC DATA

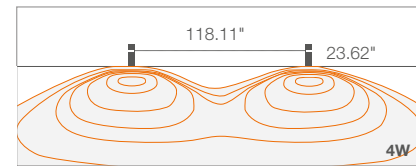
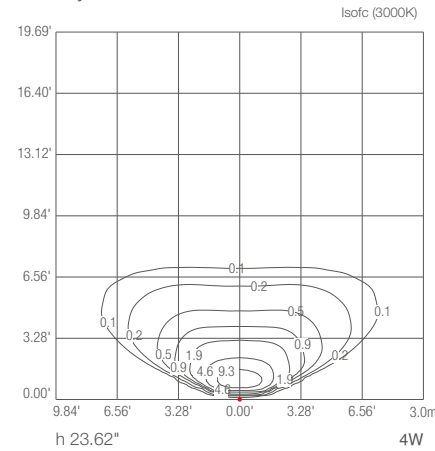
Note all Photometry is 3000K

7W per beam

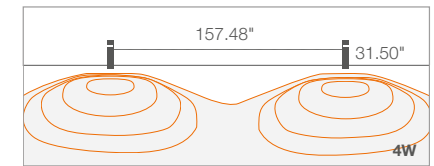
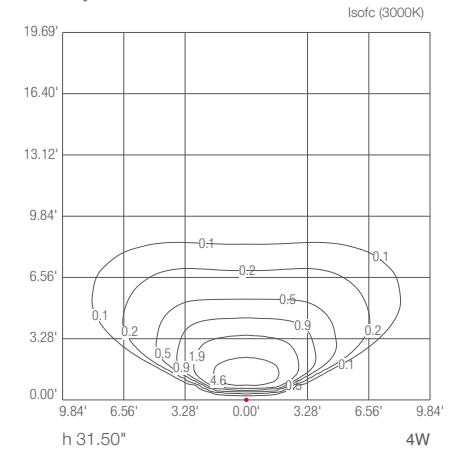
A - Asymmetrical



A - Asymmetrical



A - Asymmetrical



Job Name/Date:

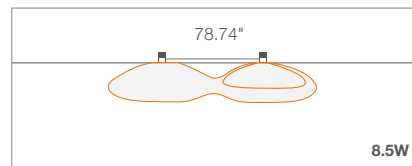
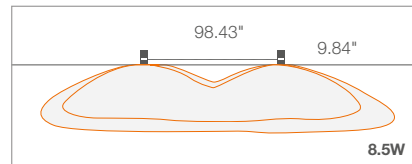
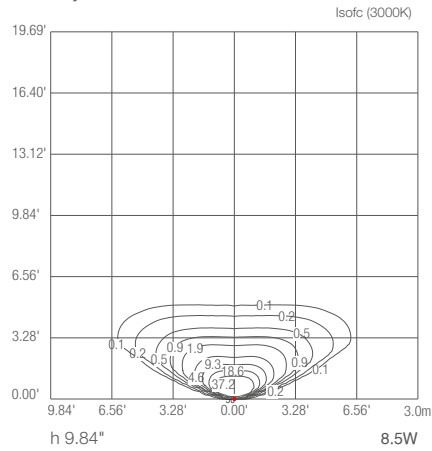
Fixture Type Designation:

PHOTOMETRIC DATA

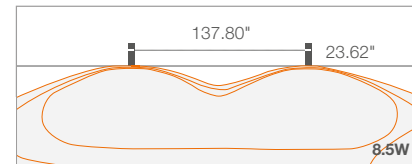
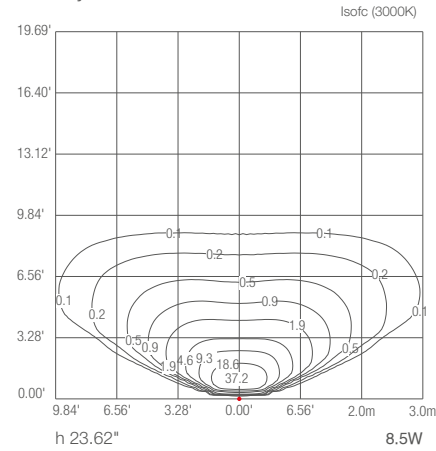
Note all Photometry is 3000K

15W per beam

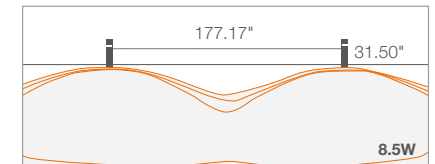
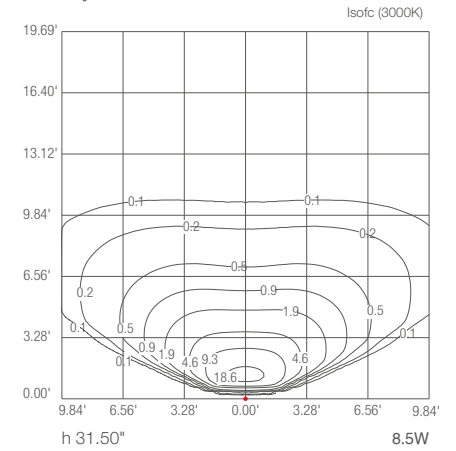
A - Asymmetrical



A - Asymmetrical



A - Asymmetrical



Job Name/Date:

Fixture Type Designation: