

LINEAR 4.1

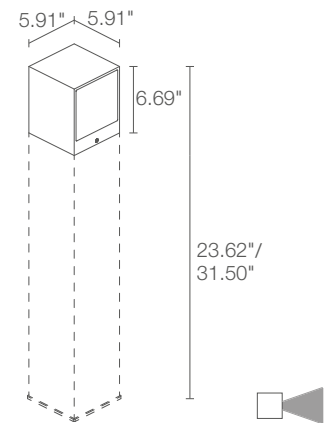
Linear are a series of bollards for outdoor use, available in different heights and ideal for gardens and small paths. Linear 4 features 1, 2 and 4 beam options, asymmetric optics, and 3 standard finishes.



TECHNICAL DATA

Wattage / Input	8W, 16W (120VAC)
Power Supply	Integral
Construction	Body: Aluminum Alloy EN AW 6060 Lens: Serigraphed, transparent and tempered extra-clear glass
CCT	2700K, 3000K, 4000K
CRI	>80
Delivered Lumens	243 lm (3000K, 8W) 609 lm (3000K, 16W)
Efficacy	30.4 lm/W (3000K, 8W) 38.1 lm/W (3000K, 16W)
Optics	Asymmetrical
Finishes	3 Standard, Custom RAL (see below)
Fixture Dimensions	5.91" l x 5.91" w x 6.69" / 23.62" / 31.50" h
Fixture Weight	7.72 lbs, 11.68 lbs, 13.45 lbs
LED Source	3 Power LEDs (8W) 3 High Intensity LED (16W)
Lumen Maintenance	L80 >50,000hrs (Ta 25°C)
Color Consistency	1/4 ANSI BIN (8W) 3-Step MacAdam (16W)
Operating Temp.	-4°F to +113°F
IP Rating	IP65
IK Rating	IK06

Fixture Dimensions



ORDERING INFORMATION



Example: CL41105AF. Accessories ordered separately.

CL411			A	
Model No.	Wattage	CCT	Optics	Finish
CL411	0 - 8W 1 - 16W	F - 2700K 5 - 3000K 9 - 4000K	A - Asymmetrical	F - Gray H - Anthracite T - Corten C - Custom RAL (consult factory for "C")

Job Name/Date:

Fixture Type Designation:

ACCESSORIES Installation



WT000001
Plate for ground
installation

WT40 _____
Column

*For column include one of the below
heights then choose a finish:*

- 600** - 23.62" F - Gray
- 800** - 31.50" H - Anthracite
- T - Corten

Job Name/Date:

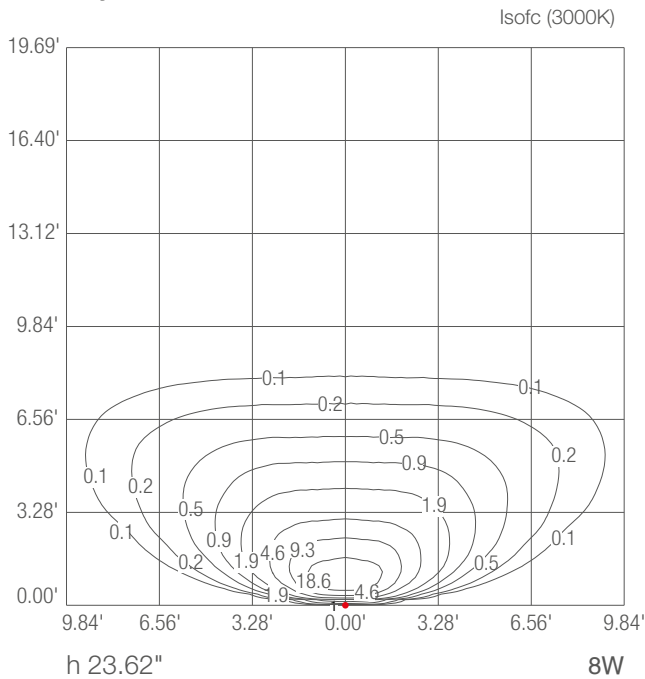
Fixture Type Designation:

PHOTOMETRIC DATA

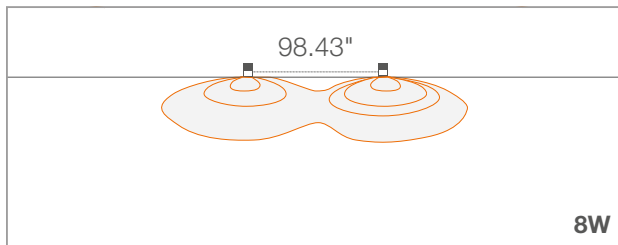
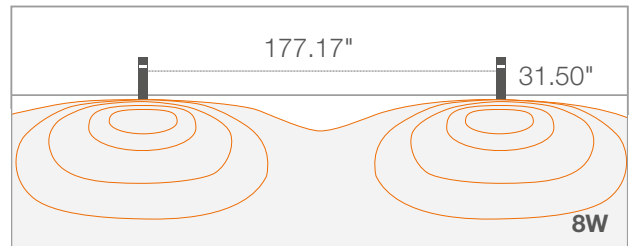
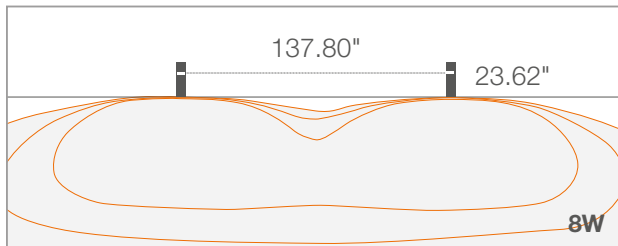
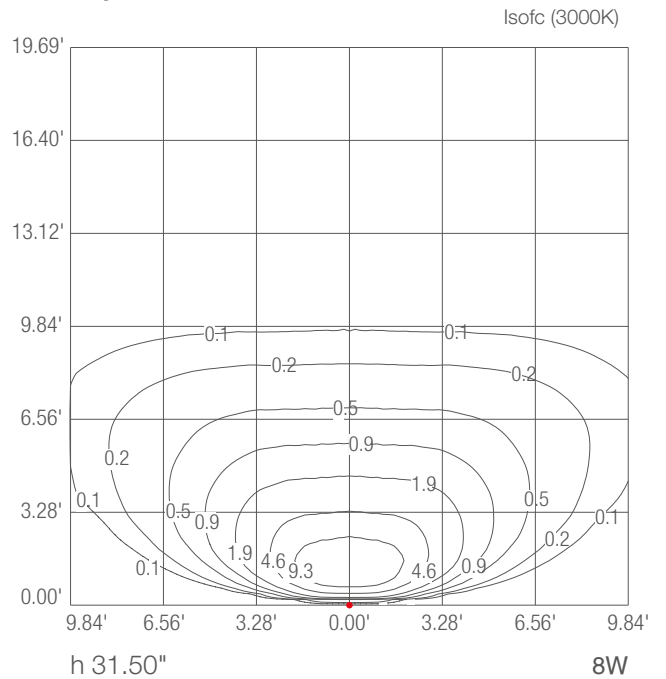
Note all Photometry is 3000K

8W

A - Asymmetrical



A - Asymmetrical



Job Name/Date:

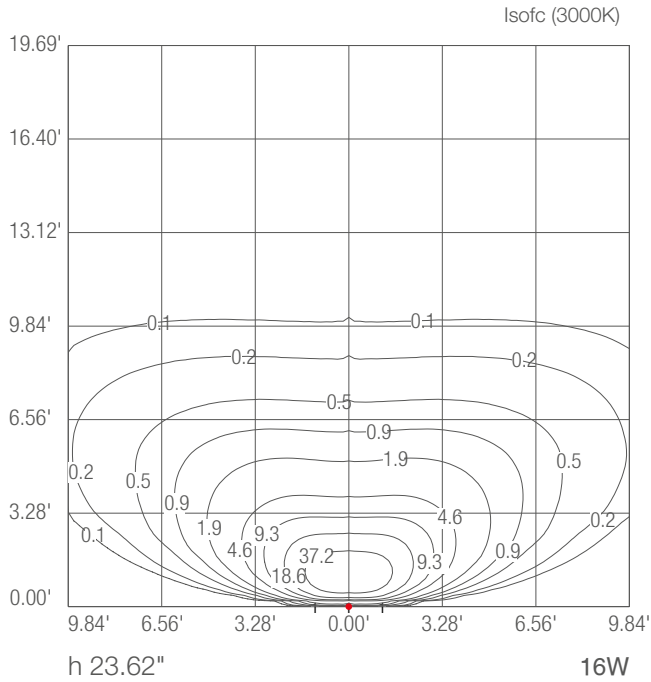
Fixture Type Designation:

PHOTOMETRIC DATA

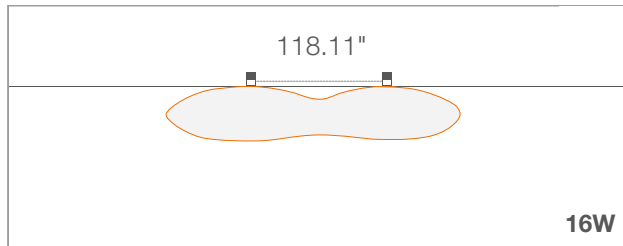
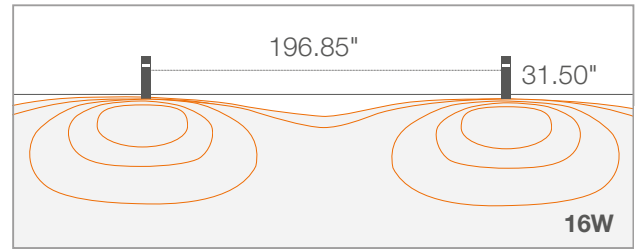
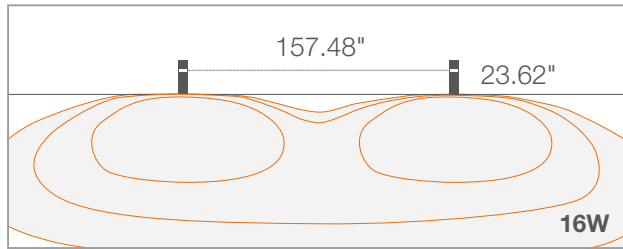
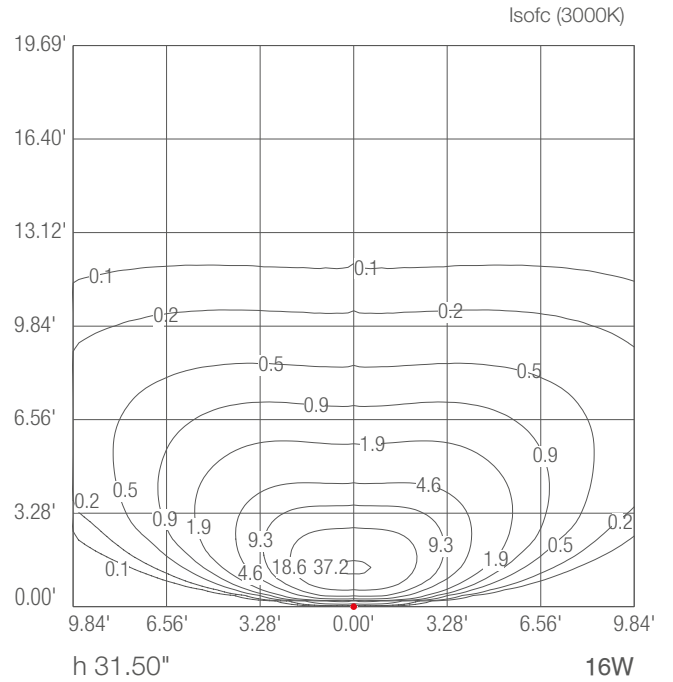
Note all Photometry is 3000K

16W

A - Asymmetrical



A - Asymmetrical



Job Name/Date:

Fixture Type Designation: