

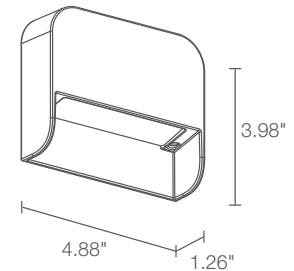
Lira is an outdoor surface mounted step light with soft lines that is perfect for elegant, modern settings. It is available in 2 lengths and asymmetrical optics.



TECHNICAL DATA

Wattage / Input	6W (24VDC)
Power Supply	Remote, not included. See page 2.
Construction	Body: Die-cast Aluminum Lens: Glass Cable Length: 4.9'
CCT	2700K, 3000K, 4000K
CRI	>80
Delivered Lumens	368 lm (3000K)
Efficacy	61.3 lm/W
Optics	Asymmetrical
Finishes	4 Standard, Custom RAL (see below)
Fixture Dimensions	1.26" w x 4.88" l x 3.98" h
Fixture Weight	1.17 lbs
LED Source	18 Mid-Power LEDs
Lumen Maintenance	L80,B10 >50,000hrs (Ta 25°C)
Color Consistency	3-Step MacAdam
Operating Temp.	-4°F to +113°F
IP Rating	IP65
Impact Rating	IK08

Fixture Dimensions
1.26" w x 4.88" l x 3.98" h



ORDERING INFORMATION

Example: LR10109AH. Accessories / Power Supplies ordered separately.

LR1010		A	
Model No.	CCT	Optics	Finish
LR1010	F - 2700K 5 - 3000K 9 - 4000K	A - Asymmetrical	E - White F - Gray H - Anthracite T - Cor-ten C - Custom RAL (Consult factory for "C")

Job Name/Date:

Fixture Type Designation:

SUGGESTED POWER SUPPLIES

24VDC

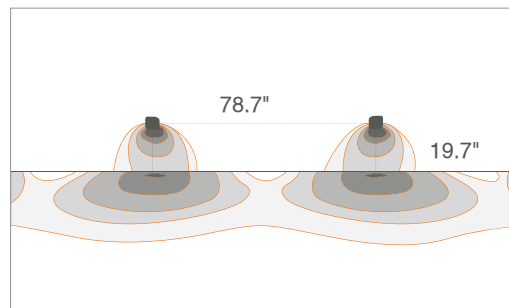
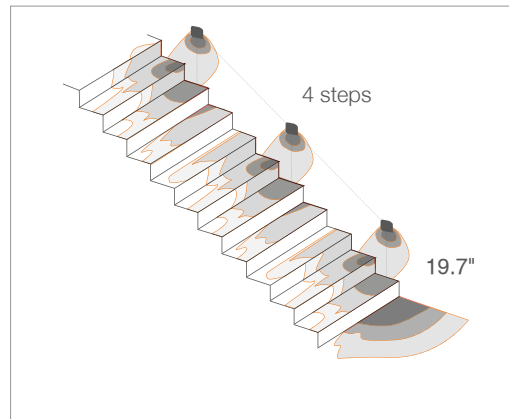
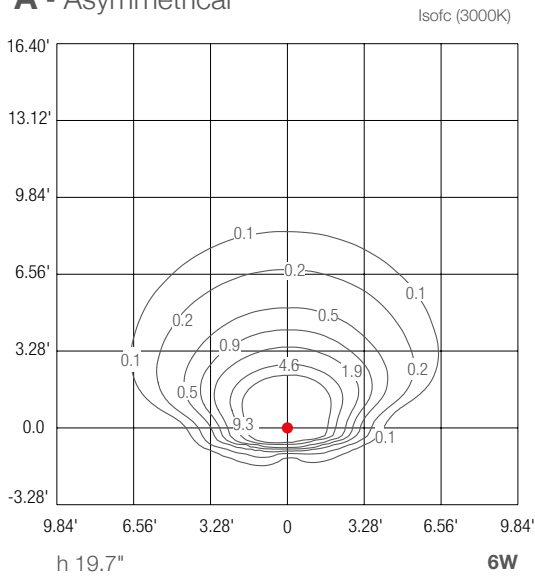
Part Number	Description	Input/Output	# of Fixtures
PPLT00275	Non-Dim	120-277VAC to 24VDC, 12W, Class 2	1-1
PPLT00632	0-10V Dimming (Dim to Off)	120-277VAC to 24VDC, 12W, Class 2	1-1
PPLT00056	Non-Dim	120-277VAC to 24VDC, 26W, Class 2, IP66	1-3
PPLT00599	ELV / TRIAC & 0-10V Dimming (100 to 0%)	120-277VAC to 24VDC, 96W, Class 2	1-12
PPLT00284	Non-Dim	120-277VAC to 24VDC, 100W, Class 2	1-13
PPLT00543	0-10V Dimming to 15% (-40°C / -40°F cold weather start)	120-277VAC to 24VDC, 100W, Class 2	2-13

For other power supply options consult factory.

PHOTOMETRIC DATA

Note all Photometry is 3000K

A - Asymmetrical



Job Name/Date:

Fixture Type Designation: