

MIN / MAX - CERCHIO IP68



datasheet

SUITABLE FOR USE IN FOUNTAINS or POOLS

MIN / MAX Cerchio is a circular, IP68-rated LED luminaire for flush installation in fountains or swimming pools, both indoors or outdoors - submersible to 1 m (3.28'). It is available in 5 different diameter sizes with sandblasted or antislip glass. Pressure switch on request. Can be ordered in aluminum IP67 version for in-grade non-fountain use.



Fixture Dimensions - See page 2

TECHNICAL DATA

Wattage / Input	15W, 30W, 45W, 60W, 76W (24VDC)
Power Supply	Remote, not included. See page 2.
Construction	Body: Stainless Steel Lens: Extra Clear Tempered Glass Cable Length: 1.64'
CCT	2700K, 3000K, 4000K (RGBW or Tunable White on request)
BUG Rating	B0-U1-G0
Delivered Lumens	1250-6350 lm (3000K)
Efficacy	83-84 lm/W (3000K)
Optics	Diffuse
Finishes	Sandblasted or Antislip Glass
Fixture Dimensions	Ø9.84", Ø19.7", Ø29.5", Ø39.4", Ø47.2" x 1.6" h
Color Consistency	3-Step MacAdam
IP Rating	IP68 - Submersible to 5 m (16.4')
Impact Resistance	IK10
Driveover Capacity	Up to 11,000 lbs



ORDERING INFORMATION

Example: LM07.103848.US.60.DI.BP. Accessories / Power Supplies ordered separately.

<input type="text"/>	<input type="text"/>	<input type="text"/>	<input type="text"/>
Model No.	Finish	Optic	CCT
LM07.103849.US (C1 - 15W)	60 - Sandblasted	DI - Diffuse	BC - 2700K
LM07.103848.US (C2 - 30W)	A1 - Antislip		BP - 3000K
LM07.103847.US (C3 - 45W)			BF - 4000K
LM07.103907.US (C4 - 60W)			
LM07.103908.US (C5 - 76W)			

Job Name/Date:

Fixture Type Designation:

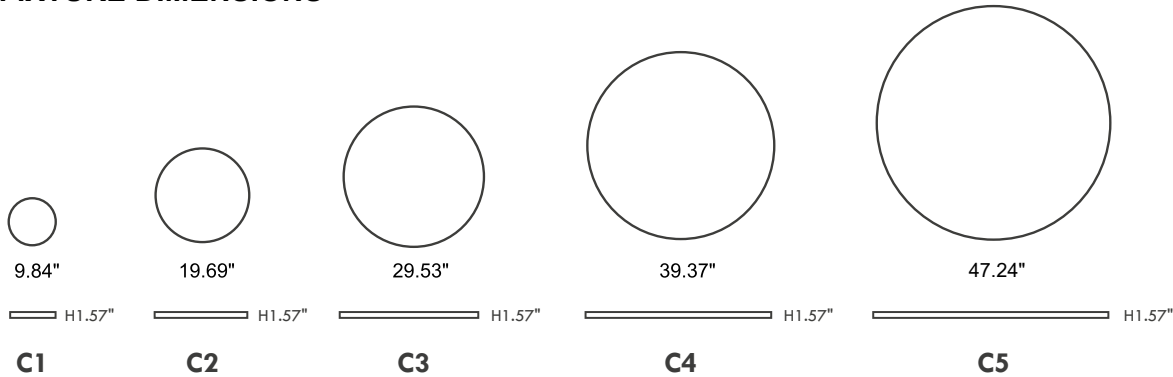
MIN / MAX - CERCHIO IP68



SUITABLE FOR USE IN FOUNTAINS or POOLS

datasheet

FIXTURE DIMENSIONS



SUGGESTED POWER SUPPLIES

24VDC - FOR USE WITH FOUNTAIN / WATER FEATURES

Part Number	Description	Input/Output	# of Fixtures				
			C1	C2	C3	C4	C5
FPV-100000024	Non-Dim	120-277VAC to 24VDC, 100W, Class 2, NEMA 4	1-5	1-2	1-1	1-1	1-1
FPV-100100024	0-10V Dimming to 1.0%	120-277VAC to 24VDC, 100W, Class 2, NEMA 4	1-5	1-2	1-1	1-1	1-1

For other power supply options consult factory.

ACCESSORIES - Installation



H 3.94"



LM20.103992 (C1 - Ø10.2" x 3.9" h)
LM20.103993 (C2 - Ø20.0" x 3.9" h)
LM20.103994 (C3 - Ø29.8" x 3.9" h)
LM20.103995 (C4 - Ø39.7" x 3.9" h)
LM20.103996 (C5 - Ø47.6" x 3.9" h)
IP68 Housing

LM20.104520
Light Source Extraction Tool Kit

Job Name/Date:

Fixture Type Designation:

MIN / MAX - CERCHIO IP68



SUITABLE FOR USE IN FOUNTAINS or POOLS

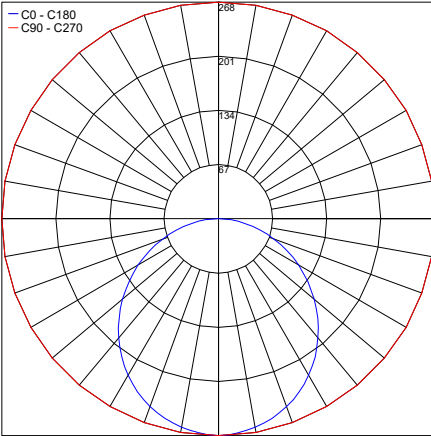
datasheet

PHOTOMETRIC DATA

C1

Maximum Candela = 268.4

— C0 - C180
— C90 - C270

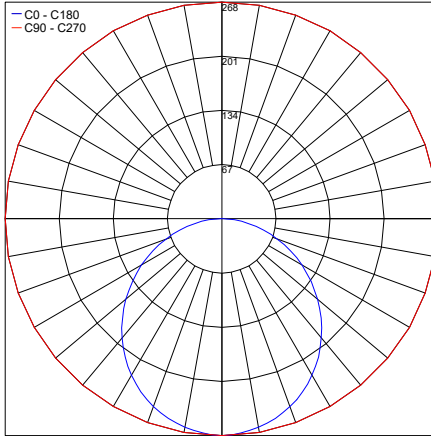


PHOTOMETRIC FILENAME : C1 07.103849.XX.DI.XX IP68.IES

C2

Maximum Candela = 268.4

— C0 - C180
— C90 - C270

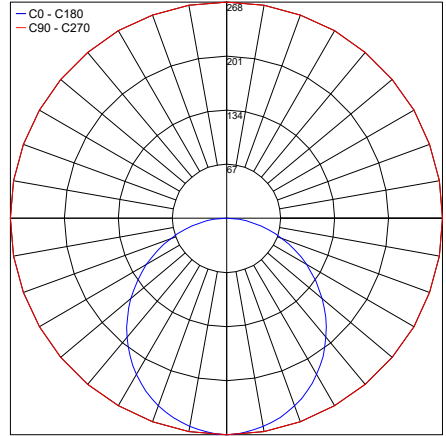


PHOTOMETRIC FILENAME : C2 07.103848.XX.DI.XX IP68.IES

C3

Maximum Candela = 268.4

— C0 - C180
— C90 - C270

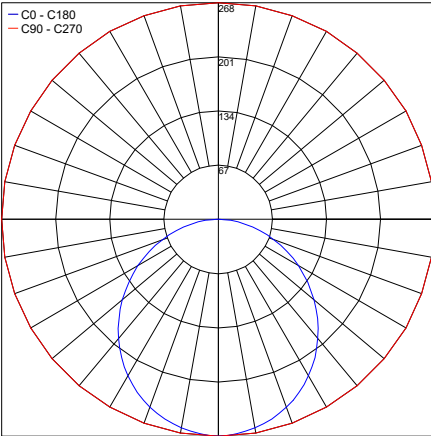


PHOTOMETRIC FILENAME : C3 07.103847.XX.DI.XX IP68.IES

C4

Maximum Candela = 268.4

— C0 - C180
— C90 - C270

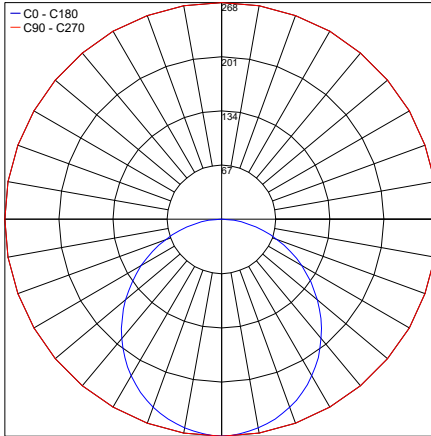


PHOTOMETRIC FILENAME : C4 07.103907.XX.DI.XX IP68.IES

C5

Maximum Candela = 268.4

— C0 - C180
— C90 - C270



PHOTOMETRIC FILENAME : C5 07.103908.XX.DI.XX IP68.IES

Job Name/Date:

Fixture Type Designation: