


# MIN / MAX - RETTANGOLO IP68



datasheet

## SUITABLE FOR USE IN FOUNTAINS or POOLS


MIN / MAX Rettangolo is a rectangular, IP68-rated LED luminaire for flush installation in fountains or swimming pools, both indoors or outdoors - submersible to 1 m (3.28'). It is available in 5 different sizes with sandblasted or antislip glass. Pressure switch on request. Can be ordered in aluminum IP67 version for in-grade non-fountain use.



Fixture Dimensions - See page 2

### TECHNICAL DATA

<b>Wattage / Input</b>	15W, 31W, 47W, 62W, 77W (24VDC)
<b>Power Supply</b>	Remote, not included. See page 2.
<b>Construction</b>	Body: Stainless Steel Lens: Extra Clear Tempered Glass Cable Length: 1.64'
<b>CCT</b>	2700K, 3000K, 4000K (RGBW or Tunable White on request)
<b>BUG Rating</b>	B0-U0-G0
<b>Delivered Lumens</b>	1280-6400 lm (3000K)
<b>Efficacy</b>	82.5-85.3 lm/W (3000K)
<b>Optics</b>	Diffuse
<b>Finishes</b>	Sandblasted or Antislip Glass
<b>Fixture Dimensions</b>	9.8" x 15.9" x 1.6" h (R1) 19.7" x 31.9" x 1.6" h (R2) 29.5" x 47.8" x 1.6" h (R3) 39.4" x 63.8" x 1.6" h (R4) 49.2" x 79.7" x 1.6" h (R5)
<b>Color Consistency</b>	3-Step MacAdam
<b>IP Rating</b>	IP68 - Submersible to 5 m (16.4')
<b>Impact Resistance</b>	IK10
<b>Driveover Capacity</b>	Up to 11,000 lbs



### ORDERING INFORMATION

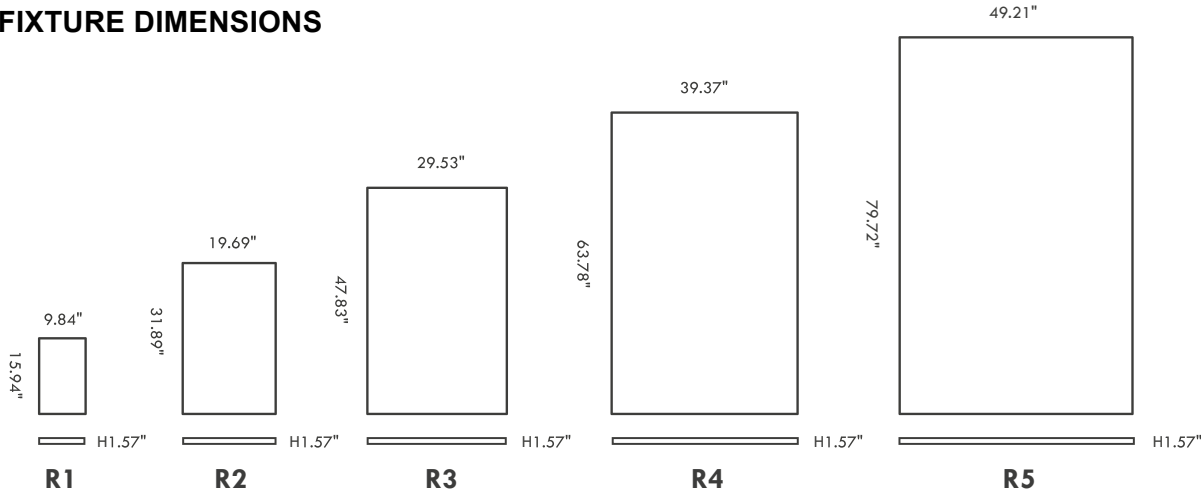
Example: LM07.103925.US.A1.DI.BP. Accessories / Power Supplies ordered separately.

<input type="text"/>	<input type="text"/>	<input type="text" value="DI"/>	<input type="text"/>
<b>Model No.</b>	<b>Finish</b>	<b>Optic</b>	<b>CCT</b>
LM07.103868.US (R1 - 15W)	60 - Sandblasted	DI - Diffuse	BC - 2700K
LM07.103869.US (R2 - 31W)	A1 - Antislip		BP - 3000K
LM07.103870.US (R3 - 47W)			BF - 4000K
LM07.103924.US (R4 - 62W)			
LM07.103925.US (R5 - 77W)			

Job Name/Date:

Fixture Type Designation:

### FIXTURE DIMENSIONS



### SUGGESTED POWER SUPPLIES

24VDC - FOR USE WITH FOUNTAIN / WATER FEATURES

Part Number	Description	Input/Output	# of Fixtures				
			R1	R2	R3	R4	R5
<a href="#">FPV-100000024</a>	Non-Dim	120-277VAC to 24VDC, 100W, Class 2, NEMA 4	1-5	1-2	1-1	1-1	1-1
<a href="#">FPV-100100024</a>	0-10V Dimming to 1.0%	120-277VAC to 24VDC, 100W, Class 2, NEMA 4	1-5	1-2	1-1	1-1	1-1

For other power supply options consult factory.

### ACCESSORIES - Installation



- LM20.104008** (R1 - 10.2" x 16.3" x 3.9" h)
  - LM20.104009** (R2 - 20.0" x 32.2" x 3.9" h)
  - LM20.104010** (R3 - 29.8" x 48.2" x 3.9" h)
  - LM20.104011** (R4 - 39.7" x 64.1" x 3.9" h)
  - LM20.104012** (R5 - 49.5" x 80.0" x 3.9" h)
- IP68 Housing



- LM20.104763**  
Light Source Extraction Tool Kit (R1, R2)
- LM20.104811**  
Light Source Extraction Tool Kit (R3, R4, R5)

Job Name/Date:

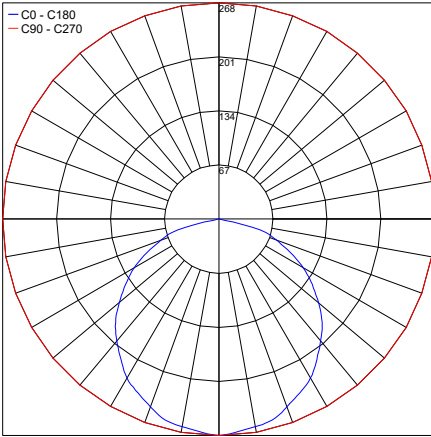
Fixture Type Designation:

### PHOTOMETRIC DATA

#### R1

Maximum Candela = 268.3

— C0 - C180  
— C90 - C270

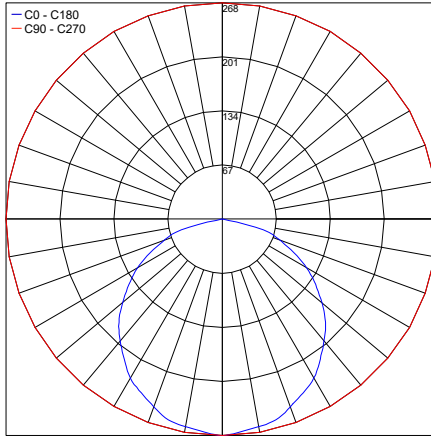


PHOTOMETRIC FILENAME : R1 LM07.103868.XX.DI.XX 9.8X15.9IN IP68.IES

#### R2

Maximum Candela = 268.3

— C0 - C180  
— C90 - C270

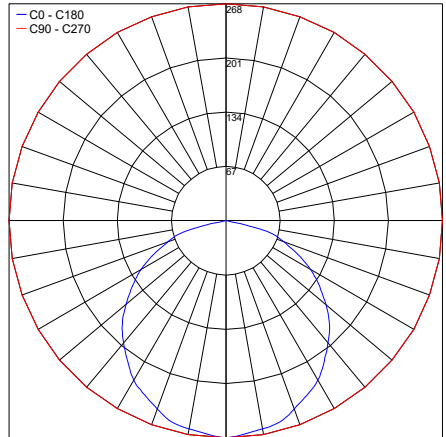


PHOTOMETRIC FILENAME : R2 LM07.103869.XX.DI.XX 19.7X31.9IN IP68.IES

#### R3

Maximum Candela = 268.3

— C0 - C180  
— C90 - C270

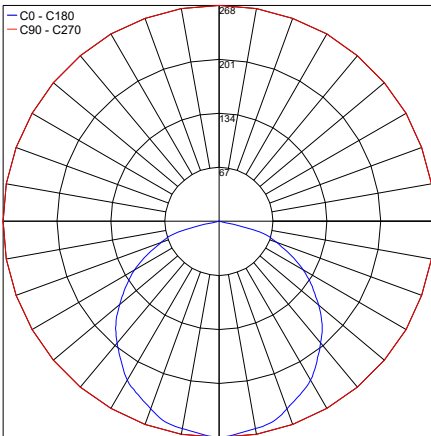


PHOTOMETRIC FILENAME : R3 LM07.103870.XX.DI.XX 29.5X47.8IN IP68.IES

#### R4

Maximum Candela = 268.3

— C0 - C180  
— C90 - C270

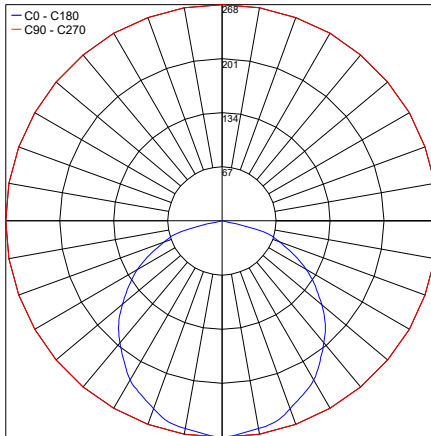


PHOTOMETRIC FILENAME : R4 LM07.103924.XX.DI.XX 39.4X63.8IN IP68.IES

#### R5

Maximum Candela = 268.3

— C0 - C180  
— C90 - C270



PHOTOMETRIC FILENAME : R5 LM07.103925.XX.DI.XX 49.2X79.7IN IP68.IES

Job Name/Date:

Fixture Type Designation: