


# MIN / MAX - TRIANGOLO 1 IP68



datasheet

## SUITABLE FOR USE IN FOUNTAINS or POOLS

MIN / MAX Triangolo 1 are triangular, IP68-rated LED luminaires for flush installation in fountains or swimming pools, both indoors or outdoors - submersible to 1 m (3.28'). Triangolo is available in 2 different shapes - each in 5 sizes with sandblasted or antislip glass. Pressure switch on request. Can be ordered in aluminum IP67 version for in-grade non-fountain use.



Fixture Dimensions - See page 2

### TECHNICAL DATA

<b>Wattage / Input</b>	16W, 33W, 45W, 60W, 76W (24VDC)
<b>Power Supply</b>	Remote, not included. See page 2.
<b>Construction</b>	Body: Stainless Steel Lens: Extra Clear Tempered Glass Cable Length: 1.64'
<b>CCT</b>	2700K, 3000K, 4000K (RGBW or Tunable White on request)
<b>BUG Rating</b>	B0-U0-G0
<b>Delivered Lumens</b>	1360-6800 lm (3000K)
<b>Efficacy</b>	83-89.5 lm/W (3000K)
<b>Optics</b>	Diffuse
<b>Finishes</b>	Sandblasted or Antislip Glass
<b>Fixture Dimensions</b> <i>(all are 1.6" h)</i>	9.8" x 15.9" x 15.9" (T1) 19.7" x 31.9" x 31.9" (T2) 29.5" x 47.3" x 47.3" (T3) 39.4" x 63.8" x 63.8" (T4) 49.2" x 79.7" x 79.7" (T5)
<b>Color Consistency</b>	3-Step MacAdam
<b>IP Rating</b>	IP68 - Submersible to 5 m (16.4')
<b>Impact Resistance</b>	IK10
<b>Driveover Capacity</b>	Up to 11,000 lbs



### ORDERING INFORMATION

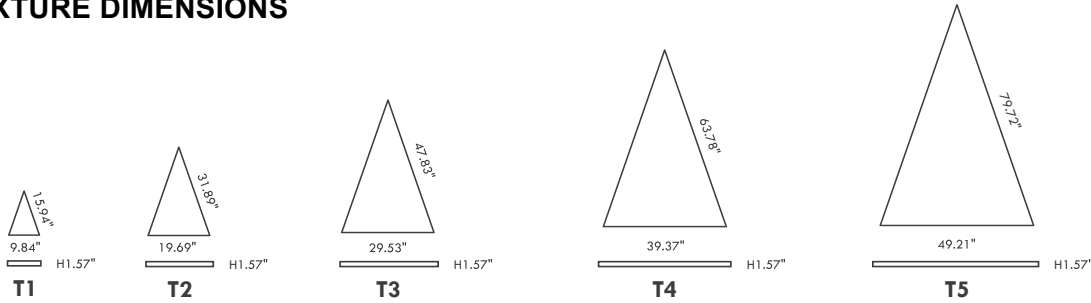
Example: LM07.103913.US.A1.DI.BP. Accessories / Power Supplies ordered separately.

<input type="text"/>	<input type="text"/>	DI	<input type="text"/>
<b>Model No.</b>	<b>Finish</b>	<b>Optic</b>	<b>CCT</b>
LM07.103853.US (T1 - 16W)	60 - Sandblasted	DI - Diffuse	BC - 2700K
LM07.103854.US (T2 - 33W)	A1 - Antislip		BP - 3000K
LM07.103855.US (T3 - 45W)			BF - 4000K
LM07.103912.US (T4 - 60W)			
LM07.103913.US (T5 - 76W)			

Job Name/Date:

Fixture Type Designation:

### FIXTURE DIMENSIONS



### SUGGESTED POWER SUPPLIES

24VDC - FOR USE WITH FOUNTAIN / WATER FEATURES

Part Number	Description	Input/Output	# of Fixtures				
			T1	T2	T3	T4	T5
<a href="#">FPV-100000024</a>	Non-Dim	120-277VAC to 24VDC, 100W, Class 2, NEMA 4	1-5	1-2	1-1	1-1	1-1
<a href="#">FPV-100100024</a>	0-10V Dimming to 1.0%	120-277VAC to 24VDC, 100W, Class 2, NEMA 4	1-5	1-2	1-1	1-1	1-1

For other power supply options consult factory.

### ACCESSORIES - Installation



- LM20.103979** (T1 - 10.2" x 16.3" x 3.9" h)
  - LM20.103980** (T2 - 20.0" x 32.2" x 3.9" h)
  - LM20.103981** (T3 - 29.8" x 48.1" x 3.9" h)
  - LM20.103982** (T4 - 39.7" x 64.1" x 3.9" h)
  - LM20.103983** (T5 - 49.5" x 80.0" x 3.9" h)
- IP68 Housing



- LM20.104765**  
Light Source Extraction Tool Kit  
(For T1, T2, T6, T7)
- LM20.104812**  
Light Source Extraction Tool Kit  
(For T3, T4, T5, T8, T9, T10)

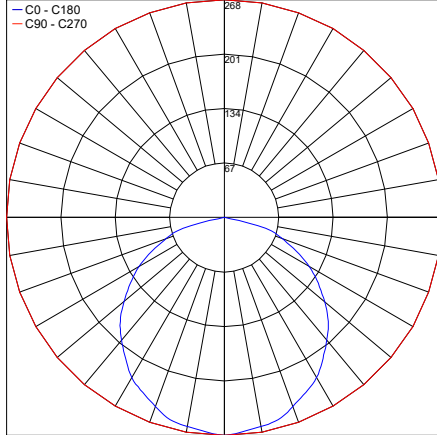
Job Name/Date:

Fixture Type Designation:

### PHOTOMETRIC DATA

#### T1-T10

Maximum Candela = 268.3



PHOTOMETRIC FILENAME : T1-T10-all the same.IES

Job Name/Date:

Fixture Type Designation: