

# MODULO A/SQ

---

Modulo A SQ is a step light architectural friendly for surface or recessed installation. EN47100 die-cast aluminum, square shape.

Polyester powder coated on treated layer to prevent corrosion, available in five standard colors while reflector shield is a polished anodized aluminum.

The chemical treatment of aluminum fixtures consists of Cataphoresis process followed by a 60/80micron layer of power polyester coating.

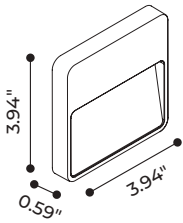
- Installation flush to the surface or recessed in the wall by using the installation box.
- UV resistant polycarbonate. Downward Grazing emission.
- Supply 24VDC (2.4W LED) Mid Power LED, Power (2.4W Total).
- CCT:2700K/3000K/4000K CRI≥80
- IP65
- IK06
- Connection Kit with heat shrink tubes included.

#### **ACCESSORIES:**

- reflector shield aluminum anodized polished gold finishing (9039)
- recessed box to house the power supply (9019)
- power supply to be separately ordered.










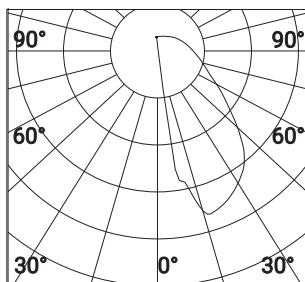


**MODULO A  
SQ**

2.4W LED

24VDC

		2.4W LED		24VDC		
						
		<i>white</i>	<i>sand</i>	<i>graphite</i>	<i>aluminum</i>	<i>corten</i>
2700K	97 lm	900631002	900631003	900631004	900631005	900631008
3000K	102 lm	900611002	900611003	900611004	900611005	900611008
4000K	108 lm	900621002	900621003	900621004	900621005	900621008





# MODULO A/RC

---

Modulo A RC is a step light architectural friendly for surface or recessed installation, EN47100 die-cast aluminum, rectangular shape.

Polyester powder coated on treated layer to prevent corrosion, available in five standard colors while reflector shield is a polished anodized aluminum.

The chemical treatment of aluminum fixtures consists of Cataphoresis process followed by a 60/80micron layer of power polyester coating.

- Installation flush to the surface or recessed in the wall by using the installation box.
- UV resistant polycarbonate. Downward Grazing emission.
- Supply 24VDC (4.6W LED) Mid Power LED, Power (4.6W Total).
- CCT: 2700K/3000K/4000K CRI $\geq$ 80
- IP65
- IK06
- Connection Kit with heat shrink tubes included.

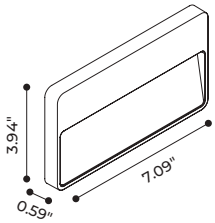
#### ACCESSORIES:

- reflector shield aluminium anodized polished gold finishing (9039)
- recessed box to house the power supply (9019)
- power supply to be separately ordered.










RC

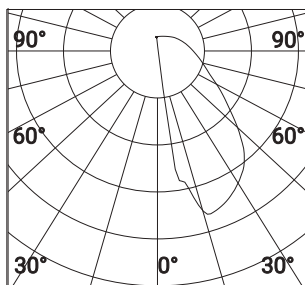


**MODULO A  
RC**

4.6W LED

24VDC

		4.6W LED		24VDC		
						
		<i>white</i>	<i>sand</i>	<i>graphite</i>	<i>aluminium</i>	<i>corten</i>
2700K	185 lm	900631012	900631013	900631014	900631015	900631018
3000K	195 lm	900611012	900611013	900611014	900611015	900611018
4000K	205 lm	900621012	900621013	900621014	900621015	900621018









## ACCESSORIES



**RECESSED BOX MODULO A SQ**

9018    Dimensions: 2.8" x 2.8" x 2.1"



**GOLD SHIELD FOR MODULO A SQ**

9038



**RECESSED BOX MODULO A RC**

9019    Dimensions: 2.9" x 4.3" x 2.1"



**GOLD SHIELD FOR MODULO A RC**

9039