


MAGNETIC TRACK

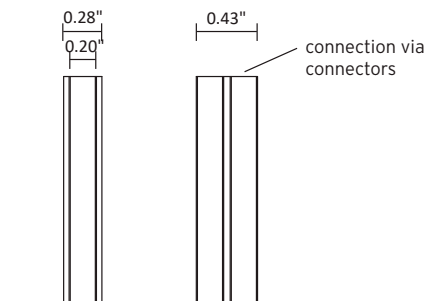
Low voltage magnetic track (12VDC or 24VDC) for use with multiple spotlights, suitable for installation as showcase lighting in museum and retail settings. It is available in various lengths (2 m - 6.56' standard) and 4 standard finishes.



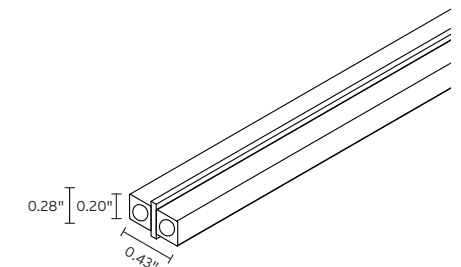
TECHNICAL DATA

Wattage / Input	50W per 2 meters (6.56') (12VDC / 24VDC)
Power Supply	Remote - Connection on both sides 12VDC / 24VDC Drivers Dependant on Number & Type of Fixtures Used - See page 3 & 4
Construction	Body: Anodized Aluminum Cable Length: 9.84' (pre-mounted with connectors)
Finishes	Chrome - Matte / Glossy Black - Matte / Glossy Gold (on special request)
Fixture Dimensions	0.43" x 0.28" (cross section) Length: By Requirement (standard 6.56')
Accessories	See page 2 (Banana Plugs Included)
IP Rating	IP20

Fixture Dimensions



Horizontal Corner Connector Vertical Corner Connector Holders: Screw On, Glue On, Magnetic



ORDERING INFORMATION

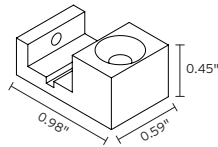
Example: MT-050-BM-2000. Accessories ordered separately - see page 2.

MT	-	050	-		-		
Model No.	Wattage	Finish	Length (in mm)				
MT	050 - 50W per 2 m (6.6 ft)	C - Champagne G - Gold B - Black Matte S - Silver	500 - 500 mm (19.7 in) - 2 holders required 1000 - 1000 mm (39.4 in) - 3 holders required 1500 - 1500 mm (59.1 in) - 4 holders required 2000 - 2000 mm (78.7 in) - 5 holders required 2500 - 2500 mm (98.4 in) - 7 holders required 3000 - 3000 mm (118.1 in) - 8 holders required 3500 - 3500 mm (137.8 in) - 9 holders required 4000 - 4000 mm (157.5 in) - 10 holders required 4500 - 4500 mm (177.2 in) - 11 holders required Other lengths cuttable at the factory at no charge				

Job Name/Date:

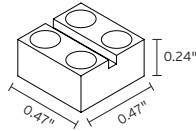
Fixture Type Designation:

ACCESSORIES

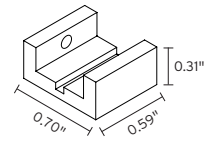


A300068-__
Holder - Asymmetric, Screw on

Finishes (add one to end of code)
CH - Champagne
HA - Hard Anodized
ME - Gold
SI - Silver
SW - Black

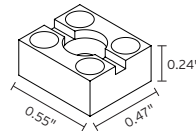


A300069-__
Holder - Symmetric, Mini, Glue On

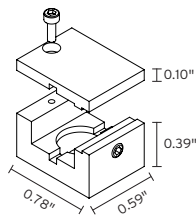
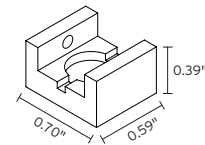


A300071-__
Holder, Symmetric, Glue On

A300070-__
Holder - Symmetric, Mini, Screw on

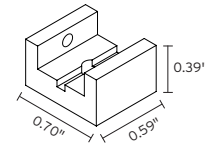


A300072-__
Holder, Symmetric, Screw on

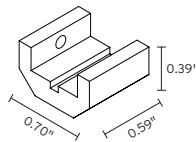
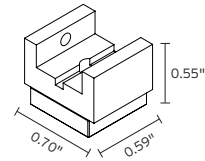


A300417-__
Holder on Glass, Symmetric,
Screw On with Lock Plate

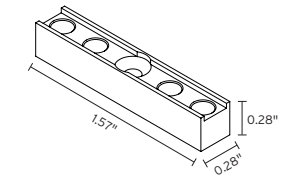
A300073-__
Holder, Symmetric, Internal Thread



A300073M-__
Holder, Symmetric, Magnetic



A300077-__
Holder, Symmetric, Glue On



A300241-__
Holder, Symmetric, Glue On

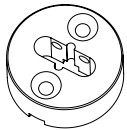
Job Name/Date:

Fixture Type Designation:

ACCESSORIES



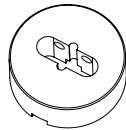
A3000120-S-__
Puck, Ø1.02", POM, Screw On



Ø1.02" / height 0.39"



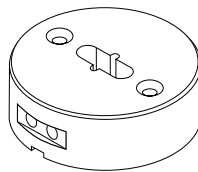
A3000120-M-__
Puck, Ø1.02", POM, Magnetic



Ø1.02" / height 0.39"



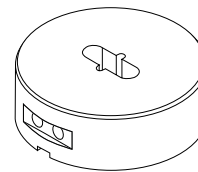
A3000121-S-__
Puck, Ø1.77", POM, Screw On



Ø1.77" / height 0.63"



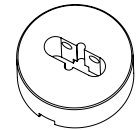
A3000121-M-__
Puck, Ø1.77", POM, Magnetic



Ø1.77" / height 0.63"



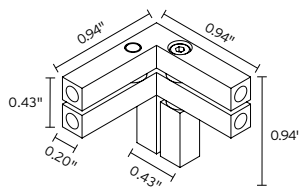
A300079-M-__
Puck, Ø1.02", Alum, Magnetic




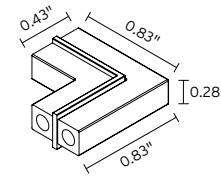
Ø1.02" / height 0.39"



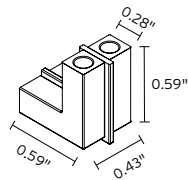
A300396-__
Y Connector



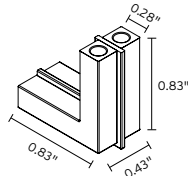
A300084-H-__
Corner Connector - Horizontal



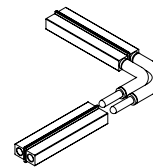
A300084-V-A-__
Corner Connector - Vertical - 0.59"



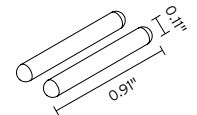
A300084-V-B-__
Corner Connector - Vertical - 0.83"



A500501
Corner Connector - Flexible



A301860
Corner Straight



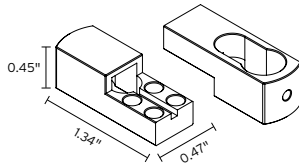
Job Name/Date:

Fixture Type Designation:

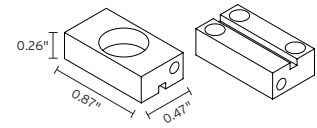
ACCESSORIES



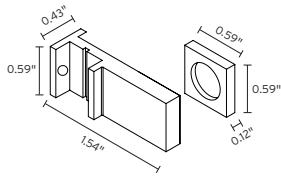
A300087-__
Adapter For Showcase Installation



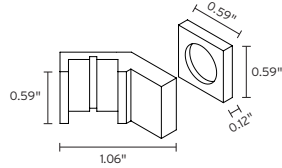
A300088-__
Central Support For Showcase Installation



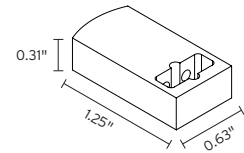
A300089-__
Mounting Plate, Glass, Magnetic
Only available in 2 finishes below.
SI - Silver
SW - Black



A300090-__
Mounting Plate, Glass, 45°, Magnetic
Only available in 2 finishes below.
SI - Silver
SW - Black



A300075-__
Glass Shelf Holder



Job Name/Date:

Fixture Type Designation:

SUGGESTED 12VDC DRIVERS for Non-Individual Dimming Fixtures

Requires a Dimming Driver (C1-micro-LC, C1-Mini-LC, C1-mini-LC-VL)

Part Number	Description	Input/Output	# of Fixtures		
			C1-micro-LC	C1-Mini-LC	C1-mini-LC-VL
PPLT00652	0-10V Dimming	120-277VAC to 12VDC, 30W, Class 2, IP64	1-24	1-24	1-24
PPLT00654	0-10V Dimming	120-277VAC to 12VDC, 50W, Class 2, IP64	1-40	1-40	1-40

SUGGESTED 12VDC DRIVERS for Casambi Fixtures

Requires a Non-Dimming Driver (C1-mini-C)

Part Number	Description	Input/Output	# of Fixtures
PPLT00162	Non-Dim	120-277VAC to 12VDC, 20W, Class 2, IP64	1-16
PPLT00134	Non-Dim	120-277VAC to 12VDC, 60W, Class 2, IP64	1-48

SUGGESTED 12VDC DRIVERS for Non-Individual Dimming Fixtures

Requires a Dimming Driver (C1-Mini-UHC, C1-USTS, C2-ST5)

Part Number	Description	Input/Output	# of Fixtures		
			UHC (2.3W)	USTS (2.5W)	C2-ST5 (4.5W)
PPLT00652	0-10V Dimming	120-277VAC to 12VDC, 30W, Class 2, IP64	1-10	1-9	1-5
PPLT00654	0-10V Dimming	120-277VAC to 12VDC, 50W, Class 2, IP64	1-17	1-16	1-8

SUGGESTED 12VDC DRIVERS for Fixtures with Individual Dimming - Dimming Pen

Requires a Non-Dimming Driver (C1-mini-HC, C1-mini-HC-VL, C1-mini-HLC)

Part Number	Description	Input/Output	# of Fixtures		
			0.5W	1W	2W
PPLT00162	Non-Dim	120-277VAC to 12VDC, 20W, Class 2, IP64	1-32	1-16	1-8
PPLT00134	Non-Dim	120-277VAC to 12VDC, 60W, Class 2, IP64	1-96	1-48	1-24

SUGGESTED 12VDC DRIVERS for Fixtures with Individual Dimming - Dimming Pen

Requires a Non-Dimming Driver (C1-ST5)

Part Number	Description	Input/Output	# of Fixtures	
			2W	2.3W
PPLT00162	Non-Dim	120-277VAC to 12VDC, 20W, Class 2, IP64	1-8	1-6
PPLT00134	Non-Dim	120-277VAC to 12VDC, 60W, Class 2, IP64	1-24	1-20

SUGGESTED 24VDC DRIVERS for Casambi Fixtures

Requires a Non-Dimming Driver (for use with C2-C)

Part Number	Description	Input/Output	# of Fixtures
PPLT00149	Non-Dim	120VAC to 24VDC, 10W, Class 2, IP65	1-2
PPLT00155	Non-Dim	120VAC to 24VDC, 30W, Class 2	1-8
PPLT00157	Non-Dim	120VAC to 24VDC, 60W, Class 2	1-16
PPLT00284	Non-Dim	120-277VAC to 24VDC, 100W, Class 2, DAMP	1-26

For other power supply options consult factory.

Job Name/Date:

Fixture Type Designation: