

MICRO TOMMY 1

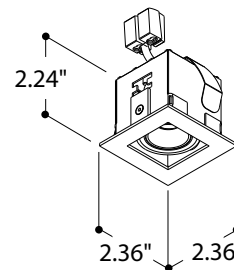
Micro Tommy is an indoor recessed downlight, available in 3 sizes, that is a member of the Think Small collection offering LED power in a pocket size. Micro Tommy 1 is the single LED version available in 2 styles, Torsion or Leaf, 2 color temperatures with a 36° optic - adjustable 15-20° and 5 finish options. IP54 version available in Outdoor Catalog.



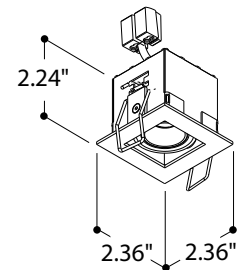
TECHNICAL DATA

Wattage / Input	4W (350mA)
Power Supply	Remote, not included. See page 2.
CCT	2700K, 3000K
CRI	>90
Delivered Lumens	342 lm (3000K)
Efficacy	90 lm/W (3000K)
Optics	36° beam
Finishes	5 standard, see below
LED Source	LUXEON M LED
Fixture Dimensions	2.36" l x 2.36" w x 2.24" h
Cutout Dimensions	2.05" x 2.05" (height 2.36")
Fixture Weight	0.44 lbs
IP Rating	IP20

Fixture Dimensions



MICRO TOMMY 1 LEAF



MICRO TOMMY 1 TORSION

ORDERING INFORMATION

Example: T419186. Power Supplies ordered separately.

Model No.	Description
T419147	Torsion, 2700K, Textured White
T419126	Torsion, 2700K, Textured Black
T419194	Torsion, 2700K, Textured White & Black Focus
T419195	Torsion, 2700K, Textured Black & White Front
T419196	Torsion, 2700K, Black & Gold
T419137	Torsion, 3000K, Textured White
T419116	Torsion, 3000K, Textured Black
T419184	Torsion, 3000K, Textured White & Black Focus
T419185	Torsion, 3000K, Textured Black & White Front
T419186	Torsion, 3000K, Black & Gold

Model No.	Description
T419447	Leaf, 2700K, Textured White
T419426	Leaf, 2700K, Textured Black
T419494	Leaf, 2700K, Textured White & Black Focus
T419495	Leaf, 2700K, Textured Black & White Front
T419496	Leaf, 2700K, Black & Gold
T419437	Leaf, 3000K, Textured White
T419416	Leaf, 3000K, Textured Black
T419484	Leaf, 3000K, Textured White & Black Focus
T419485	Leaf, 3000K, Textured Black & White Front
T419486	Leaf, 3000K, Black & Gold

Job Name/Date:

Fixture Type Designation:

SUGGESTED POWER SUPPLIES

350mA

Part Number	Description	Input/Output	# of Fixtures
PPLT00496	Phase Dim (120V only)	120VAC to 350mA, 12W, Class 2	1-2
PPLT00308-P	0-10V Dimming to 0.1%	120-277VAC to 350mA, 30W, Class 2	1-4
PPLT00467-P	0-10V Dimming to 1.0%	120-277VAC to 350mA, 50W, Class 2	1-4
PPLT00538-P	0-10V Dimming to 0.1%	120-277VAC to 350mA, 100W, Class 2	1-16

SuggestedLutron Compatible

Part Number	Option	Lutron SKU	Dim Range	Description	Input/Output	# of Fixtures
PPLT00252	LTEA2W	LTEA	100%-1%	Hi-Lume™ 1% 2-Wire LED Driver (120V forward phase only)	120VAC to 350mA, 7W, Class 2	1-1
PPLT00247	L3DAE / L3DA3W	L3DA	100%-1%	Hi-Lume™ 1% EcoSystem™ or 1% 3-Wire LED Driver	120-277VAC to 350mA, 7W, Class 2	1-1
PPLT00271	LTEA2W	LTEA	100%-1%	Hi-Lume™ 1% 2-Wire LED Driver (120V forward phase only)	120VAC to 350mA, 13W, Class 2	2-2
PPLT00516	L3DAE / L3DA3W	L3DA	100%-1%	Hi-Lume™ 1% EcoSystem™ or 1% 3-Wire LED Driver	120-277VAC to 350mA, 13W, Class 2	2-2
PPLT00220	LTEA2W	LTEA	100%-1%	Hi-Lume™ 1% 2-Wire LED Driver (120V forward phase only)	120VAC to 350mA, 19W, Class 2	3-4
PPLT00179	L3DAE / L3DA3W	L3DA	100%-1%	Hi-Lume™ 1% EcoSystem™ or 1% 3-Wire LED Driver	120-277VAC to 350mA, 19W, Class 2	3-4

For other power supply options consult factory.

ACCESSORIES - Installation

T419199

Installation Frame for Plaster - cutout 5.51" x 3.35" x H2.36"

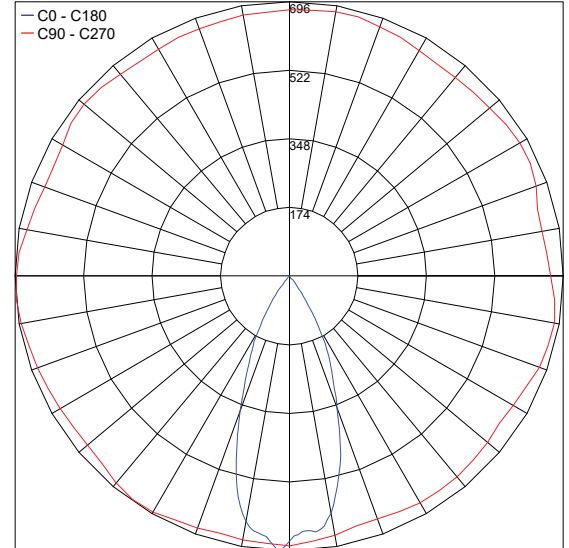
T419197

Installation Box for Plaster Finish - cutout 6.10" x 3.35" x H3.54"

PHOTOMETRIC DATA

Note all Photometry is 3000K

Maximum Candela = 696



PHOTOMETRIC FILENAME : MICRO TOMMY 1 3.8W 3000K 36°.IES

Job Name/Date:

Fixture Type Designation: