

MICRO TOMMY 2

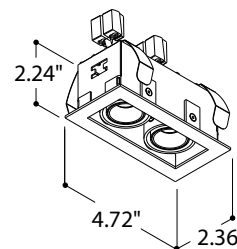
Micro Tommy is an indoor recessed downlight, available in 3 sizes, that is a member of the Think Small collection offering LED power in a pocket size. Micro Tommy 2 is the double LED version available in 2 styles, Torsion or Leaf, 2 color temperatures with a 36° optic - adjustable 35-20° and 5 finish options.



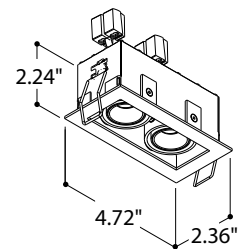
TECHNICAL DATA

Wattage / Input	2 x 4W (350mA)
Power Supply	Remote, not included. See page 2.
CCT	2700K, 3000K
CRI	>90
Delivered Lumens	342 lm per beam (3000K)
Efficacy	90 lm/W per beam (3000K)
Optics	36° beam
Finishes	5 standard, see below
LED Source	2 LUXEON M LED
Fixture Dimensions	4.72" l x 2.36" w x 2.24" h
Cutout Dimensions	4.49" x 2.05" (height 2.36")
Fixture Weight	0.66 lbs
IP Rating	IP20

Fixture Dimensions



MICRO TOMMY 2 LEAF



MICRO TOMMY 2 TORSION

ORDERING INFORMATION

Example: T419226. Power Supplies ordered separately.

Model No.	Description
T419247	Torsion, 2700K, Textured White
T419226	Torsion, 2700K, Textured Black
T419294	Torsion, 2700K, Textured White & Black Focus
T419295	Torsion, 2700K, Textured Black & White Front
T419296	Torsion, 2700K, Black & Gold
T419237	Torsion, 3000K, Textured White
T419216	Torsion, 3000K, Textured Black
T419284	Torsion, 3000K, Textured White & Black Focus
T419285	Torsion, 3000K, Textured Black & White Front
T419286	Torsion, 3000K, Black & Gold

Model No.	Description
T419547	Leaf, 2700K, Textured White
T419526	Leaf, 2700K, Textured Black
T419594	Leaf, 2700K, Textured White & Black Focus
T419595	Leaf, 2700K, Textured Black & White Front
T419596	Leaf, 2700K, Black & Gold
T419537	Leaf, 3000K, Textured White
T419516	Leaf, 3000K, Textured Black
T419584	Leaf, 3000K, Textured White & Black Focus
T419585	Leaf, 3000K, Textured Black & White Front
T419586	Leaf, 3000K, Black & Gold

Job Name/Date:

Fixture Type Designation:

SUGGESTED POWER SUPPLIES

350mA

Part Number	Description	Input/Output	# of Fixtures
PPLT00466-P	0-10V Dimming to 1.0%	120-277VAC to 350mA, 10W, Class 2	1-1
PPLT00496	Phase Dim (120V only)	120VAC to 350mA, 12W, Class 2	1-1
PPLT00467-P	0-10V Dimming to 1.0%	120-277VAC to 350mA, 50W, Class 2	1-2
PPLT00561-P	0-10V Dimming to 0.1%	120-277VAC to 350mA, 100W, Class 2	1-2

Suggested Lutron Compatible

Part Number	Option	Lutron SKU	Dim Range	Description	Input/Output	# of Fixtures
PPLT00516	L3DAE / L3DA3W	L3DA	100%-1%	Hi-Lume™ 1% EcoSystem™ or 1% 3-Wire LED Driver	120-277VAC to 350mA, 13W, Class 2	1-1
PPLT00179	L3DAE / L3DA3W	L3DA	100%-1%	Hi-Lume™ 1% EcoSystem™ or 1% 3-Wire LED Driver	120-277VAC to 350mA, 19W, Class 2	2-2

For other power supply options consult factory.

ACCESSORIES - Installation

T419299

Installation Frame for Plaster - cutout 7.87" x 9.25" x H2.36"

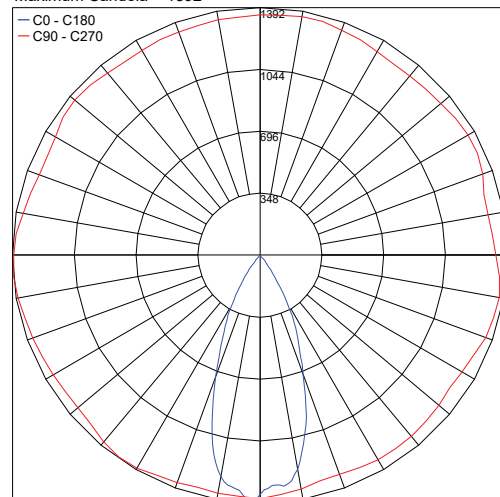
T419297

Installation Box for Plaster Finish - cutout 7.87" x 9.25" x H5.91"

PHOTOMETRIC DATA

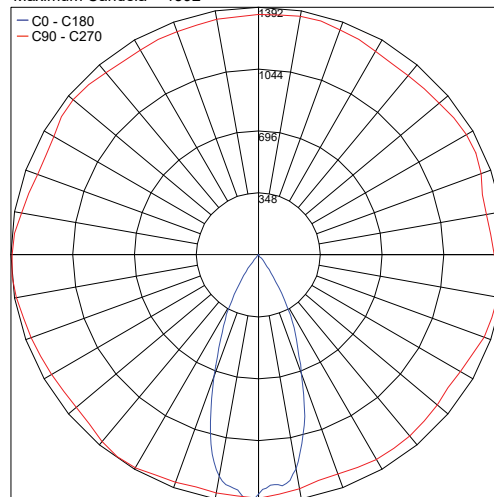
Note all Photometry is 3000K

Maximum Candela = 1392



PHOTOMETRIC FILENAME : MICRO TOMMY 2 LEAFIES

Maximum Candela = 1392



PHOTOMETRIC FILENAME : MICRO TOMMY 2 TORSION.IES

Job Name/Date:

Fixture Type Designation: