

MICRO TOMMY 3

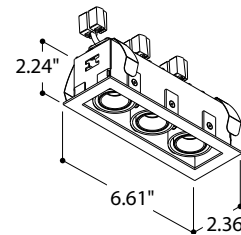
Micro Tommy is an indoor recessed downlight, available in 3 sizes, offering LED power in a pocket size. Micro Tommy 3 is the triple LED version available in 2 styles, Torsion or Leaf, 2 color temperatures, 3 optics options and 5 standard finishes.



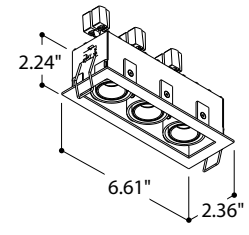
TECHNICAL DATA

Wattage / Input	3 x 4W (350mA)
Power Supply	Remote, not included. See page 2.
CCT	2700K, 3000K
CRI	>90
Delivered Lumens	342 lm per beam (3000K)
Efficacy	90 lm/W per beam (3000K)
Optics	15°, 36°, 50°
Finishes	5 standard, see below
LED Source	BRIDGELUX LED
Fixture Dimensions	6.61" l x 2.36" w x 2.24" h
Cutout Dimensions	6.38" x 2.05" (height 2.36")
Fixture Weight	0.88 lbs
IP Rating	IP20

Fixture Dimensions



MICRO TOMMY 3 LEAF



MICRO TOMMY 3 TORSION

ORDERING INFORMATION

Example: T619316W. Power Supplies / Accessories ordered separately.

Model No.	Description
T619347	Torsion, 2700K, Textured White + White + White
T619394	Torsion, 2700K, Textured White + White + Black
T619395	Torsion, 2700K, Textured White + Black
T619326	Torsion, 2700K, Textured Black + Black
T619396	Torsion, 2700K, Textured Black + Gold Anodized
T619337	Torsion, 3000K, Textured White + White + White
T619384	Torsion, 3000K, Textured White + White + Black
T619385	Torsion, 3000K, Textured White + Black
T619316	Torsion, 3000K, Textured Black + Black
T619386	Torsion, 3000K, Textured Black + Gold Anodized

Model No.	Description
T619647	Leaf, 2700K, Textured White + White + White
T619694	Leaf, 2700K, Textured White + White + Black
T619695	Leaf, 2700K, Textured White + Black
T619626	Leaf, 2700K, Textured Black + Black
T619696	Leaf, 2700K, Textured Black + Gold Anodized
T619637	Leaf, 3000K, Textured White + White + White
T619684	Leaf, 3000K, Textured White + White + Black
T619685	Leaf, 3000K, Textured White + Black
T619616	Leaf, 3000K, Textured Black + Black
T619686	Leaf, 3000K, Textured Black + Gold Anodized

Optic

N - 15° M - 36° W - 50°

OPTICS ORDERING INFORMATION

Please add on of the below onto code for optic.

Job Name/Date:

Fixture Type Designation:

SUGGESTED POWER SUPPLIES

350mA

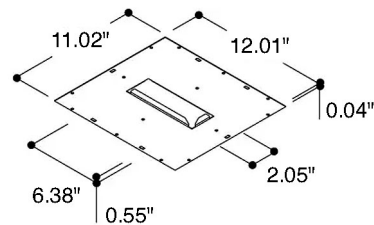
Part Number	Description	Input/Output	# of Fixtures
PPLT00468	Phase Dim (120V only)	120VAC to 350mA, 14W, Class 2	1-1
PPLT00280	0-10V Dimming to 1.0%	120-277VAC to 350mA, 30W, Class 2	1-1
PPLT00309-P	0-10V Dimming to 0.1%	120-277VAC to 350mA, 50W, Class 2	1-1
PPLT00561-P	0-10V Dimming to 0.1%	120-277VAC to 350mA, 100W, Class 2	1-2

Suggested Lutron Compatible

Part Number	Option	Lutron SKU	Dim Range	Description	Input/Output	# of Fixtures
PPLT00179	L3DAE / L3DA3W	L3DA	100%-1%	Hi-Lume™ 1% EcoSystem™ or 1% 3-Wire LED Driver	120-277VAC to 350mA, 19W, Class 2	1-1

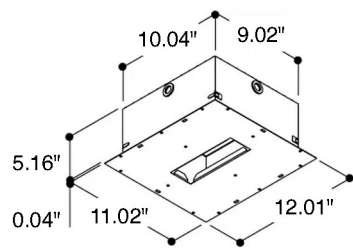
For other power supply options consult factory.

ACCESSORIES - Installation



T419399

Installation Frame for Plaster
Cutout 10.24" x 9.25" x 2.36" h

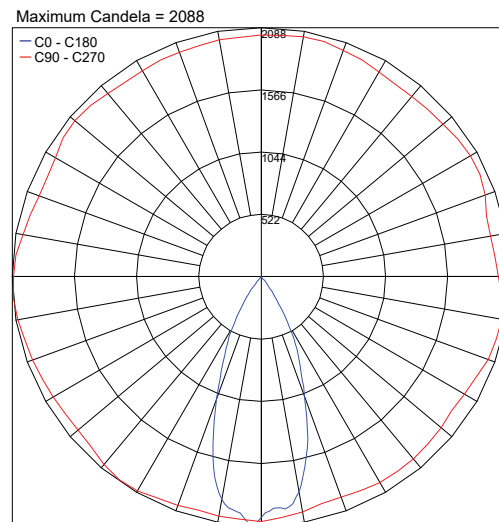


T419397

Installation Box for Plaster Finish
Cutout 10.24" x 9.25" x 5.91" h

PHOTOMETRIC DATA

Note all Photometry is 3000K



PHOTOMETRIC FILENAME : MICRO TOMMY 3 TORSION 12W 3000K.IES

Job Name/Date:

Fixture Type Designation: