

# MICRO TOMMY 3

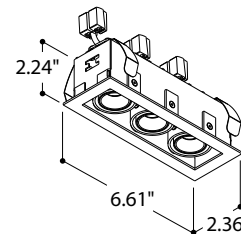
Micro Tommy is an indoor recessed downlight, available in 3 sizes, that is a member of the Think Small collection offering LED power in a pocket size. Micro Tommy 3 is the double LED version available in 2 styles, Torsion or Leaf, 2 color temperatures with a 36° optic - adjustable 35-20° and 5 finish options.



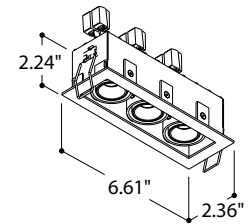
## TECHNICAL DATA

<b>Wattage / Input</b>	3 x 4W (350mA)
<b>Power Supply</b>	Remote, not included. See page 2.
<b>CCT</b>	2700K, 3000K
<b>CRI</b>	>90
<b>Delivered Lumens</b>	342 lm per beam (3000K)
<b>Efficacy</b>	90 lm/W per beam (3000K)
<b>Optics</b>	36° beam
<b>Finishes</b>	5 standard, see below
<b>LED Source</b>	3 LUXEON M LED
<b>Fixture Dimensions</b>	6.61" l x 2.36" w x 2.24" h
<b>Cutout Dimensions</b>	6.38" x 2.05" (height 2.36")
<b>Fixture Weight</b>	0.88 lbs
<b>IP Rating</b>	IP20

Fixture Dimensions



MICRO TOMMY 3 LEAF



MICRO TOMMY 3 TORSION

## ORDERING INFORMATION

Example: T419626. Power Supplies ordered separately.

Model No.	Description
<b>T419347</b>	Torsion, 2700K, Textured White
<b>T419326</b>	Torsion, 2700K, Textured Black
<b>T419394</b>	Torsion, 2700K, Textured White & Black Focus
<b>T419395</b>	Torsion, 2700K, Textured Black & White Front
<b>T419396</b>	Torsion, 2700K, Black & Gold
<b>T419337</b>	Torsion, 3000K, Textured White
<b>T419316</b>	Torsion, 3000K, Textured Black
<b>T419384</b>	Torsion, 3000K, Textured White & Black Focus
<b>T419385</b>	Torsion, 3000K, Textured Black & White Front
<b>T419386</b>	Torsion, 3000K, Black & Gold

Model No.	Description
<b>T419647</b>	Leaf, 2700K, Textured White
<b>T419626</b>	Leaf, 2700K, Textured Black
<b>T419694</b>	Leaf, 2700K, Textured White & Black Focus
<b>T419695</b>	Leaf, 2700K, Textured Black & White Front
<b>T419696</b>	Leaf, 2700K, Black & Gold
<b>T419637</b>	Leaf, 3000K, Textured White
<b>T419616</b>	Leaf, 3000K, Textured Black
<b>T419684</b>	Leaf, 3000K, Textured White & Black Focus
<b>T419685</b>	Leaf, 3000K, Textured Black & White Front
<b>T419686</b>	Leaf, 3000K, Black & Gold

Job Name/Date:

Fixture Type Designation:

## SUGGESTED POWER SUPPLIES

350mA

Part Number	Description	Input/Output	# of Fixtures
<a href="#">PPLT00468</a>	Phase Dim (120V only)	120VAC to 350mA, 14W, Class 2	1-1
<a href="#">PPLT00280</a>	0-10V Dimming to 1.0%	120-277VAC to 350mA, 30W, Class 2	1-1
<a href="#">PPLT00309-P</a>	0-10V Dimming to 0.1%	120-277VAC to 350mA, 50W, Class 2	1-1
<a href="#">PPLT00538-P</a>	0-10V Dimming to 0.1%	120-277VAC to 350mA, 100W, Class 2	1-4

## Suggested Lutron Compatible

Part Number	Option	Lutron SKU	Dim Range	Description	Input/Output	# of Fixtures
<a href="#">PPLT00179</a>	L3DAE / L3DA3W	L3DA	100%-1%	Hi-Lume™ 1% EcoSystem™ or 1% 3-Wire LED Driver	120-277VAC to 350mA , 19W, Class 2	1-1

For other power supply options consult factory.

## ACCESSORIES - Installation

### T419399

Installation Frame for Plaster - cutout 10.24" x 9.25" x H2.36"

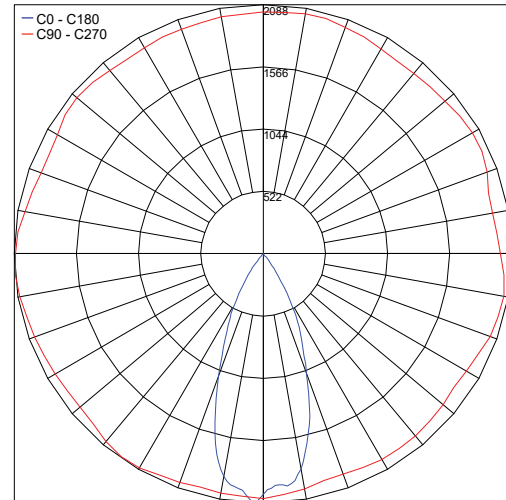
### T419397

Installation Box for Plaster Finish - cutout 10.24" x 9.25" x H5.91"

## PHOTOMETRIC DATA

Note all Photometry is 3000K

Maximum Candela = 2088



PHOTOMETRIC FILENAME : MICRO TOMMY 3 TORSION 12W 3000K.IES

Job Name/Date:

Fixture Type Designation: