


Mimicry is a round or square wall-mounted, IP65-rated LED luminaire with 360° radial light emission, suitable for outdoor installation. With a cover made of a partially porous natural material, it is resistant to the most extreme weather conditions and paintable with waterbased colors, giving the possibility of either a perfectly integrated fixture or a contrasting one with the aesthetics of the facade.



## TECHNICAL DATA

<b>Wattage / Input</b>	13W (120VAC)
<b>Power Supply</b>	Integral
<b>Dimming</b>	ON / OFF - Consult factory for dimming options
<b>Construction</b>	Body: Die-Cast Aluminum Lens: UV Stabilized Optical Polycarbonate Wall Fixing Bracket: Stainless Steel
<b>CCT</b>	2700K, 3000K, 4000K
<b>Delivered Lumens</b>	900 lm (3000K) 945 lm (4000K)
<b>Efficacy</b>	90 lm/W (3000K) 94.5 lm/W (4000K)
<b>Optics</b>	360°
<b>BUG Rating</b>	Coming Soon
<b>Finishes</b>	Paintable Porous Natural Clay Material
<b>Fixture Dimensions</b>	Ø8.7" x 2.6" w (Round) 8.7" x 8.7" (Square)
<b>IP Rating</b>	IP65

## ORDERING INFORMATION

Example: D901821010.US

### Model No.

**D901831000.US** - Round 2700K

**D901811000.US** - Round 3000K

**D901821000.US** - Round 4000K

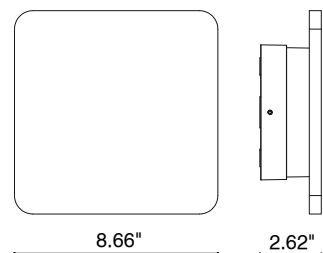
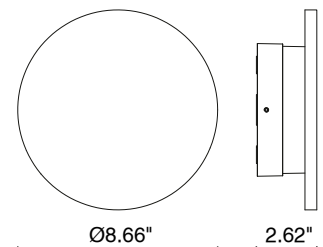
**D901831010.US** - Square 2700K

**D901811010.US** - Square 3000K

**D901821010.US** - Square 4000K

### ADA Compliant

### Fixture Dimensions



## PHOTOMETRIC DATA

Coming Soon

Job Name/Date:

Fixture Type Designation: